



2016-17 MEN'S BASKETBALL

'16-17 SCHEDULE > 21-6 / 12-1

21-6 Overall, 10-1 Home, 11-5 Road, 0-0 Neutral
NOVEMBER (4-2, 1-0 H, 3-2 R)

12..... at Marshall 69-81, L
 14..... at Ohio State 63-69, L
 16..... at Western Carolina 67-59, W
 18..... vs. Jackson State (DH) 84-75, W
 26..... at Northern Kentucky 82-74, W
 28..... at Missouri 62-52, W

DECEMBER (5-3, 4-0 H, 1-3 R)

1..... vs. Southern Wesleyan 92-55, W
 3..... at East Carolina 56-69, L
 6..... vs. LIU Brooklyn 79-56, W
 10..... at Coastal Carolina 67-70, L
 13..... at Louisiana State 66-70, L
 17..... at McNeese State 74-66, W
 28..... vs. Truett McConnell 88-54, W
 30..... vs. Montreat 101-66, W

JANUARY (6-1, 6-1 MEAC, 3-1 H, 3-0 R)

7..... vs. Maryland Eastern Shore* (DH) PPD
 9..... vs. Delaware State* (DH) PPD
 10..... vs. Delaware State* (DH) 68-69, L
 11..... vs. Maryland Eastern Shore* (DH) 69-52, W
 14..... at Norfolk State* (DH) 72-57, W
 16..... at Hampton* (DH) 64-51, W
 23..... vs. Howard* (DH) 74-39, W
 28..... vs. North Carolina A&T* (DH) 82-59, W
 30..... at Delaware State* (DH) 82-74, W

FEBRUARY (6-0, 6-0 MEAC, 2-0 H, 4-0 R)

4..... at Morgan State* (DH) 68-62, W
 6..... at Coppin State* (DH) 86-77, W
 11..... vs. South Carolina State* (DH) 85-62, W
 13..... vs. Florida A&M* (DH) 78-73, W
 18..... at Maryland Eastern Shore* (DH) 82-69, W
 20..... at Howard* (DH) 66-59, W
 25..... vs. Bethune-Cookman* (DH) 4:00 PM
 27..... vs. Savannah State* (DH) 7:30 PM

MARCH (0-0, 0-0 MEAC, 0-0 H, 0-0 R, 0-0 N)

2..... at North Carolina A&T* (DH) 7:30 PM
 6-11 2017 MEAC Tournament@.....TBA

*- Conference Games (MEAC)

-@- 2017 MEAC Basketball Tournament (The Scope, Norfolk, Va.)

#NCCUMB

MBB Contact: Jonathan Duren

Email: jduren@nccu.edu

Phone: (O) 919.530.6892 (C) 919.757.9747

WE ARE NCCU

-Spell out or say the full name "North Carolina Central University" in first reference, afterwards using "NCCU" or "N.C. Central" is appropriate for ensuing references. The use of "UNC Central" or "UNCC" is not accurate and using "Central" as a reference is not preferred.

NCCU EAGLES // 21-6, 12-1 MEAC, 10-1 HOME



Head Coach: ... LeVelle Moton (NCCU, '96)

Career Record: 148-100 At NCCU: Same

Last Game: ... W, 66-59 at Howard (2/20/17)

2016-17 Statistical Leaders

Points: Patrick Cole, 20.0

Rebounds: Patrick Cole, 7.0

Assists: Patrick Cole, 5.6

FEB. 25 - 4:00 PM

MCDUGALD-McLENDON ARENA - DURHAM, N.C.

BETHUNE-COOKMAN WILDCATS // 7-20, 4-9 MEAC, 1-13 ROAD

AUDIO / VIDEO: NCCU SPORTS NETWORK // STATS: NCCUEAGLEPRIDE.COM



Head Coach: Gravelle Craig (Cleveland State, '99)

Career Record: .. 71-121 At B-CU: Same

Last Game: W, 75-65 vs. Norfolk State (2/20/17)

Last Meeting: ... W, 69-61 at B-CU (2/27/16)

Series: NCCU leads, 9-5.

2016-17 Statistical Leaders

Points: Brandon Tabb, 18.7

Rebounds: Quinton Forrest, 5.6

Assists: Diamante Lewis, 4.7

FEB. 27 - 7:30 PM

MCDUGALD-McLENDON ARENA - DURHAM, N.C.

SAVANNAH STATE TIGERS // 10-16, 7-6 MEAC, 4-10 ROAD

AUDIO / VIDEO: NCCU SPORTS NETWORK // STATS: NCCUEAGLEPRIDE.COM



Head Coach: Horace Broadnax (Georgetown, '86)

Career Record: .. 195-299 At SSU: 153-211

Last Game: L, 83-84 vs. Coppin State (2/13/17)

Last Meeting: ... L, 44-61 at NCCU (2/29/16)

Series: NCCU leads, 12-8.

2016-17 Statistical Leaders

Points: Troyce Manassa, 16.6

Rebounds: Robert Kelly, Jr., 6.0

Assists: Zach Sellers, 3.3

PROJECTED STARTERS

#		Yr.	Ht.	PPG	RPG	MISC
10	Dajuan Graf	R-Sr	6-0	14.6	3.7	5.0 APG
3	Rashaun Madison	R-Sr	6-0	9.9	2.1	34.4% 3PT
11	Patrick Cole	R-Sr	6-5	20.0	7.0	5.6 APG
5	Del'vin Dickerson	R-Sr	6-7	7.8	4.4	13 Blocks
25	Kyle Benton	Sr	6-7	8.7	7.8	65.9% FG

RESERVES

13	Pablo Rivas	Jr	6-6	6.6	4.4	62.6% FG
33	Ron Trapps	Sr	6-4	5.6	2.6	17.6 MPG
42	Will Ransom	R-Sr	6-8	3.3	4.7	26 Blocks

QUICK FACTS

2015-2016

Total / Home / Away / Neutral

Overall Record Last Year: 13-19 / 8-5 / 3-12 / 2-2

MEAC Record Last Year: 7-9 / 4-4 / 3-5 / 0-0

Letterwinners Returning/Lost: 6/7

Starters Returning/Lost: 2/3

GENERAL

School Name.....North Carolina Central University
 City/Zip.....Durham, NC 27707
 Founded1910 by Dr. James E. Shepard
 Enrollment8,011
 Nickname.....Eagles
 School Colors.....Maroon & Gray
 Arena Name.....McDougald-McLendon Arena
 Capacity.....3,116
 National AffiliationNCAA Division I
 Conference.....Mid-Eastern Athletic Conference
 Interim Chancellor.....Dr. Johnson O. Akinleye
 Alma MaterAlabama A&M (1983)
 Athletics Director....Ingrid Wicker-McCree, Ed.D.
 Alma Mater (Year).....George Washington (1989)

HISTORY

First Year of Basketball1927
 Overall All-Time Record ...1,184-961 (83 seasons)
 NCAA Div. II Tourn. Record (Yrs)10-6 (6 years)
 Last Post-Season Opponent.....
 Miami (National Invitation Tournament, 1st Round)
 Result (Date)75-71 Loss (March 17, 2015)

COACHING STAFF

Head CoachLeVelle Moton
 Alma Mater (Year)NCCU (1996)
 Record at NCCU (Years)148-100 (8th year)
 Career Record (Years)148-100 (8th year)
 Assistant CoachLuke D'Alessio
 Assistant CoachReggie Sharp
 Assistant CoachEric Wilson
 Director of OperationsDan Tharp
 Athletic TrainerColin Biegas

MEDIA RELATIONS

MBB ContactJonathan Duren
 Work Phone.....(919) 530-6892
 Cell Phone.....(919) 757-9747
 E-Mail.....jduren@nccu.edu
 Twitter@NCCUAthletics
@NCCU_MBB
 Instagram.....NCCUAthletics
 Website.....NCCUEaglePride.com

2016-17 NCCU BASKETBALL ROSTER

No.	Name	Yr.	Pos.	Ht.	Wt.	Hometown/Last School
0	Raekwon Harney	R-Jr.	G	6-0	175	Winston-Salem, N.C. / Louisburg Coll.
1	C.J. Wiggins	So.	G	5-11	170	Richmond, Va. / Benedictine Prep
3	Rashaun Madison	R-Sr.	G	6-0	175	Norfolk, Va. / New Mexico Jr. Coll.
5	Del'vin Dickerson	R-Sr.	F	6-5	215	Houston, Texas / Bowling Green
10	Dajuan Graf	R-Sr.	G	6-0	185	Charlotte, N.C. / Florida Gulf Coast Univ.
11	Patrick Cole	R-Sr.	G	6-5	210	Newark, N.J. / Siena Coll.
12	Alex Mills	Jr.	G	6-1	185	Laurens, S.C. / McLennan Comm. Coll.
13	Pablo Rivas	Jr.	F	6-6	210	Phoenix, Ariz. / Sheridan Coll.
14	Rashann London*	Jr.	G	6-2	185	Philadelphia, Pa. / Drexel Univ.
21	Marius McAllister	R-Jr.	F	6-5	205	Durham, N.C. / Hillside H.S.
25	Kyle Benton	R-Jr.	F	6-7	230	Long Beach, Calif. / San Bernardino Valley Comm. Coll.
32	Raasean Davis*	Jr.	F	6-8	250	Chicago, Ill. / Kent State
33	Ron Trapps	R-Sr.	G	6-4	200	Lancaster, S.C. / Coastal Carolina Univ.
34	Michael Wolfe	Jr.	F	6-8	195	Germantown, Md. / South Plains Coll.
42	Will Ransom	R-Sr.	F	6-8	230	Fort Worth, Texas / Illinois State Univ.
55	John Guerra	So.	G	6-2	205	Cary, N.C. / Navy

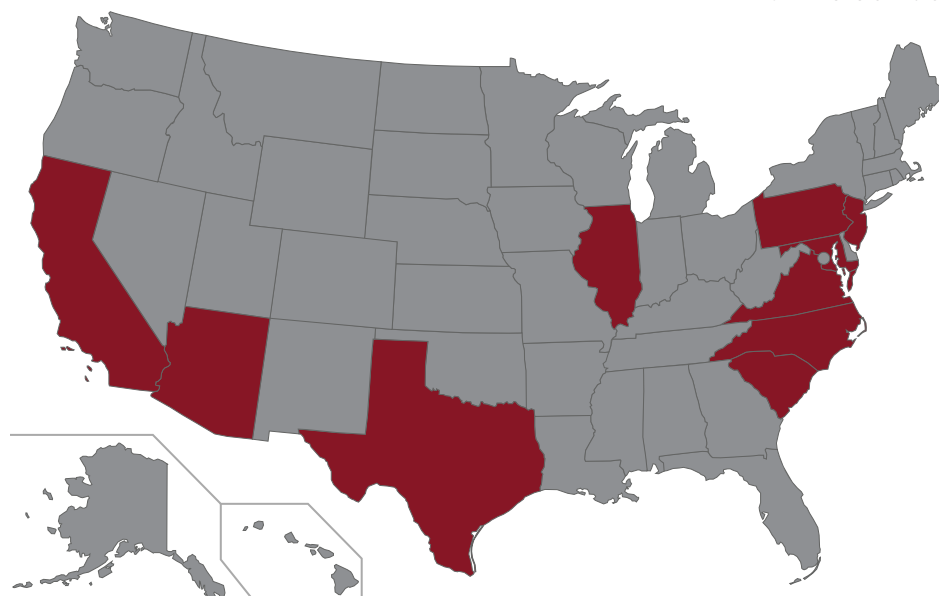
Head Coach: LeVelle Moton (NCCU, 1996)

Assistant Coaches: Luke D'Alessio (The Catholic University of America, 1983),
 Reggie Sharp (Auburn, 2000), Eric Wilson (Western Carolina, 2008)

Director of Operations: Dan Tharp (South Dakota, 2012)

Athletic Trainer: Colin Biegas (MTSU, 2016)

*- NCAA Transfer Rules



ROSTER BREAKDOWN BY CLASS

SO. (2): Guerra, Wiggins
JR (8): Benton, Davis, Harney, London, McAllister, Mills, Rivas, Wolfe
Sr (6): Cole, Dickerson, Graf, Madison, Ransom, Trapps

BY POSITION

G (9): Cole, Graf, Guerra, Harney, London, Madison, Mills, Trapps, Wiggins
F (7): Benton, Davis, Dickerson, McAllister, Ransom, Ransom, Wolfe

BY STATE

AZ (1): Rivas
CA (1): Benton
IL (1): Davis
MD (1): Wolfe
NJ (1): Cole
NC (4): Graf, Guerra, Harney, McAllister
PA (1): London
SC (2): Mills, Trapps
TX (2): Dickerson, Ransom
VA (2): Madison, Wiggins

PRONUNCIATION

Head Coach:
 Luh-Vell MO-tun
 (LeVelle Moton)
#0: Ray-kwon Harney
 (Raekwon Harney)
#3: Ra-SHAUN Madison
 (Rashaun Madison)
#10: Da-Waun Graf
 (Dajuan Graf)
#21: Mahr-E-you McAllister
 (Marius McAllister)
#55: John GAIR-ra
 (John Guerra)

STARTING FIVE:

1. 9-5 is NCCU's best non-conference record in the Division-I era.
2. NCCU is currently on a 12-game win streak, the third streak of 10 games or more in the Division I era.
3. NCCU is 339-276 all-time against the MEAC.
4. Coach Moton is 85-24 all-time in regular season MEAC play.
5. NCCU went 7-9 in conference play last year.

SCOUTING THE WILDCATS:

Bethune-Cookman is currently 4-9 in MEAC play, and have won its last two games, both at home. The Wildcats are led by one of the league's top scorers in Brandon Tabb, averaging 18.5 points per game. Tabb put in 22 points in the B-CU's last game, a 75-65 win over Norfolk State. NCCU split the series with B-CU last year, winning at home and losing in Daytona Beach, Fla. in the final meeting of the season. This is the only scheduled meeting between his season.

SCOUTING THE TIGERS:

Savannah State is 7-6 in the MEAC entering the weekend, and the Tigers are the highest scoring team in the league, at about 84.8 points per contest, but have dropped their last four games. Troyce Manassa is within the top-10 in scoring in the conference with 16.6 points per game for the Tigers. Manassas poured in 22 points in the last game for the Tigers, an 84-83 loss at Coppin State.

FLYING HIGH IN THE MEAC

NCCU sits in the top-four of every MEAC stat category except for one, and within the individual stat categories over 20 spots are taken up by Eagles. As a team, the Eagles are first in four separate categories.

HELPER, HELPER

Senior guards Patrick Cole and Dajuan Graf have been scoring the ball well this season, but they have also gotten their teammates involved as the top two assisters in the MEAC. Cole is first with 5.6 per game, followed by Graf at 4.9.

WINDOW WASHERS

NCCU pulled down an incredible 56 rebounds against Montreat, with 26 offensive boards and 30 defensive caroms. That stacks up as the second-most rebounds in a game in the Division-I era for the Eagles, behind 57 against Barber-Scotia on Dec. 17, 2014.

HOW CAN I ASSIST YOU?

Senior guard Patrick Cole dished out a career-high 13 assists against LIU Brooklyn, tied for the fifth-most in a single game alongside Nimrod Hilliard (at ETSU, Jan. 31, 2015) and all-time assists leader Emanuel Chapman (vs. Coppin State Jan. 26, 2013). Cole is currently ranked in the Top-25 in assists the NCAA Division-I with 5.8 assists per game as of Feb. 17.

GOING BACK-TO-BACK...X2

Patrick Cole became the first two-time and back-to-back recipient of the MEAC Player of the Week honor from both the conference and College Sports Madness in the 2016-17 season on Monday, Nov. 28 after a strong four-game stretch from Nov. 14 to Nov. 26 with 23.0 points, 8.0 rebounds and 6.8 assists per game. Cole again earned back-to-back MEAC Player of the Week honors on Feb. 13 after averaging 24.8 points, 6.0 rebounds and 5.5 assists over four games from Jan. 30 to Feb. 11.

TRIPLE, DOUBLE

Parick Cole made history when he recorded the first triple-double in the Division-I era for NCCU with 14 points, 12 rebounds and 10 assists against Jackson State. Dajuan Graf picked up a double-double in the same game with 15 points and 11 assists, making both players the first with double-digit assists since the 2014-15 season.

100%

Junior forward Pablo Rivas matched a rare feat of former Eagle Dominique Sutton against Western Carolina on Nov. 16, as he went 7-for-7 from the floor and 2-for-2 from the free throw line for 18 points and nine rebounds. He is the only other Eagle besides Emmanuel Chapman to shoot 100% from the floor with a spotless three-point percentage as well. Rivas shot 100% from the floor a second time at Missouri, but missed one free throw for 16 points and six rebounds (6-6 FG, 4-5 FT).

CollegelInsider.com - Mid-Major Poll

February 20, 2017

Team	Record	Points
1. Gonzaga (31)	28-0	775
2. Wichita State	25-4	735
3. Illinois State	23-5	687
4. Monmouth	23-5	656
5. Saint Mary's	24-3	646
6. Vermont	24-5	569
7. UNCW	24-5	544
8. New Mexico State	23-4	543
9. Akron	22-5	485
10. Belmont	20-5	483
11. ETSU	22-6	461
12. UT Arlington	20-6	428
13. Charleston	21-8	401
14. Valparaiso	22-6	332
15. Princeton	17-6	312
16. Furman	20-9	281
17. Arkansas State	19-9	224
18. Florida Gulf Coast	22-7	216
19. UNC Asheville	22-7	213
20. Chattanooga	19-8	203
21. Oakland	21-7	137
22. Georgia Southern	17-10	115
23. Winthrop	21-6	107
24. UNC Greensboro	20-8	105
25. Bucknell	21-8	92

Receiving Votes: **NCCU (49)**

2016-17 MEAC Standings

Team	Conf.	Overall
NCCU	12-1	21-6
Norfolk State	11-3	14-14
Hampton@	9-4	12-14
Morgan State	9-4	12-14
Savannah State	7-6	10-16
Md. Eastern Shore	7-6	10-18
Coppin State	7-7	8-21
SC State	6-8	9-18
Delaware State	6-8	9-20
Florida A&M	5-9	7-20
Bethune-Cookman	4-9	7-20
Howard	4-9	7-21
NC A&T	0-13	2-26

@- Defending Regular-Season Champion

\$- Defending Tournament Champion

2016-17 Weekly Honors

Nov. 21 - Patrick Cole, College Sports Madness and MEAC Player of the Week

Nov. 28 - Patrick Cole, College Sports Madness MEAC Player of the Week and MEAC Co-Player of the Week

Dec. 12 - Patrick Cole, MEAC Co-Player of the Week

Dec. 19- Patrick Cole, College Sports Madness MEAC Player of the Week and MEAC Co-Player of the Week

Will Ransom, MEAC Defensive Player of the Week

Jan. 2- Dajuan Graf, College Sports Madness MEAC Player of the Week

Will Ransom, MEAC Defensive Player of the Week

Jan. 16- Kyle Benton, MEAC Co-Defensive Player of the Week

Feb. 6- Patrick Cole, MEAC Player of the Week

Feb. 13- Patrick Cole, MEAC Player of the Week

Feb. 20- Kyle Benton, MEAC Defensive Player of the Week

NCCU VOTED FOURTH IN MEAC PRESEASON POLL, COLE SECOND TEAM

North Carolina Central University was voted fourth in the preseason poll by the league coaches and sports information directors. NCCU received 234 total points in the poll, and Patrick Cole (Newark, N.J.) was voted to the Second Team.

PROJECTED ORDER OF FINISH

1. Howard (14) 299 points
2. South Carolina State (9) 292 points
3. Hampton (2) 250 points
4. **North Carolina Central** **234 points**
5. Norfolk State 203 points
6. Bethune-Cookman 182 points
7. North Carolina A&T 141 points
8. Maryland Eastern Shore 140 points
9. Morgan State 136 points
10. Coppin State 123 points
11. Savannah State 121 points
12. Delaware State 104 points
13. Florida A&M 50 points



Preseason Player of the Year:
James Daniel, III, Howard

First Team

- G/F James Daniel, III- Howard
- G Eric Eaves- S.C. State
- G Jordan Potts- Bethune-Cookman
- G Sam Hunt- N.C. A&T
- G Marcel Boyd- Howard

Second Team

- G Patrick Cole- NCCU**
- G Edward Stephens- S.C. State
- F Phillip Carr- Morgan State
- G Devin Morgan- Delaware State
- F Bakari Copeland- MDES

Third Team

- G Troyce Manassa- Savannah State
- F Terry Harris, Jr.- Coppin State
- F Jordan Butler- Norfolk State
- G DeAndre Haywood- Delaware State
- G/F Damon Collins- Howard

TRENDING THE EAGLES

Record	21-6
Home	10-1
Away	11-5
Neutral	0-0
Overtime	0-0
Streak	W12
Vs. Ranked Opp.	0-0
Games decided by ≤ 3	0-2
Games decided by ≤ 5	1-3
Leading at half	16-1
Trailing at half	3-5
Tied at half	2-0
Leading with 5:00 left	20-0
Trailing with 5:00 left	0-6
Leading with 1:00 left	20-0
Trailing with 1:00 left	0-6
Shooting $\geq 50\%$	7-0
Shooting less than 50%	14-6
Opp. shoots $\geq 50\%$	0-0
Opp. shoots less than 50%	21-6
Wins rebound margin	16-0
Wins turnover margin	13-1
November	4-2
December	5-3
January	6-1
February	6-0
March	0-0

STARTERS BY GAME

		G	G	G/F	G/F	F/C
at Marshall.....	11/12/16 ...	Graf.....	Madison....	Cole ..	Dickerson ...	Ransom
at Ohio State.....	11/14/16 ...	Graf.....	Madison....	Cole ..	Dickerson ...	Ransom
at Western Carolina ..	11/16/16 ...	Graf.....	Madison....	Cole ..	Dickerson ...	Ransom
vs. Jackson State ..	11/18/16 ...	Graf.....	Madison....	Cole ..	Dickerson ...	Ransom
at Northern Kentucky ..	11/26/16 ...	Graf.....	Madison....	Cole ..	Dickerson ...	Ransom
at Missouri	11/28/16 ...	Graf.....	Madison....	Cole ..	Dickerson ...	Ransom
vs. Southern Wesleyan...	12/1/16	Graf.....	Madison....	Cole ..	Dickerson ...	Ransom
at East Carolina.....	12/3/16	Graf.....	Madison....	Cole ..	Dickerson ...	Ransom
vs. LIU Brooklyn.....	12/6/16	Graf.....	Madison....	Cole ..	Dickerson ...	Ransom
at Coastal Carolina...	12/10/16 ...	Graf.....	Madison....	Cole ..	Dickerson ...	Ransom
at Louisiana State	12/13/16 ...	Graf.....	Madison....	Cole ..	Dickerson	Wolfe
at McNeese State.....	12/17/16 ...	Graf.....	Madison....	Cole ..	Dickerson ...	Ransom
vs. Truett-McConnell	12/28/16 ...	Graf.....	Madison..	Trapps	Dickerson ...	Ransom
vs. Montreat	12/30/16 ...	Graf.....	Madison..	Trapps	Dickerson ...	Ransom
vs. Delaware State	1/10/17	Graf.....	Madison....	Cole ..	Dickerson ...	Ransom
vs. Md. Eastern Shore ..	1/11/17	Graf.....	Madison....	Cole ..	Dickerson ...	Ransom
at Norfolk State.....	1/14/17	Graf.....	Madison....	Cole ..	Dickerson	Benton
at Hampton	1/16/17	Graf.....	Madison....	Cole ..	Dickerson	Benton
vs. Howard.....	1/23/17	Graf.....	Madison....	Cole ..	Dickerson	Benton
vs. N.C. A&T	1/28/17	Graf.....	Madison....	Cole ..	Dickerson	Benton
at Delaware State ..	1/30/17	Graf.....	Madison....	Cole ..	Dickerson	Benton
at Morgan State.....	2/4/17	Graf.....	Madison....	Cole ..	Dickerson	Benton
at Coppin State.....	2/6/17	Graf.....	Madison....	Cole ..	Dickerson	Benton
vs. S.C. State	2/11/17	Graf.....	Madison....	Cole ..	Dickerson	Benton
vs. Florida A&M.....	2/13/17	Graf.....	Madison....	Cole ..	Dickerson	Benton
at Md. Eastern Shore	2/18/17	Graf.....	Madison....	Cole ..	Dickerson	Benton
at Howard.....	2/20/17	Graf.....	Madison....	Cole ..	Dickerson	Benton
vs. Bethune-Cookman ..	2/25/17					
vs. Savannah State	2/27/17					
at N.C. A&T	3/2/17					

HIGHS AND LOWS

TEAM

Most points scored.....	101 vs. Montreat (12/30/16)
Fewest points scored.....	56 at East Carolina (12/3/16)
Most points allowed.....	81 at Marshall (11/12/16)
Fewest points allowed	39 vs. Howard (1/23/17)
Highest FG%	59.6% vs. Jackson State (11/18/16)
Lowest FG%	33.9% at Coastal Carolina (12/10/16)
Highest FG% allowed.....	49.2% vs. Jackson State (11/18/16)
Lowest FG% allowed.....	25.0% at Missouri (11/28/16)
Highest 3PT%.....	55.6% vs. Jackson State (11/18/16)
Lowest 3PT%.....	12.5% vs. Md. Eastern Shore (1/11/17)
Highest 3PT% allowed.....	54.5% vs. Florida A&M (2/13/17)
Lowest 3PT% allowed.....	6.3% vs. Howard (1/23/17)
Highest FT%.....	90.0% vs. S.C. State (2/11/17)
Lowest FT%.....	42.9% at Norfolk State (1/14/17)
Most rebounds	56 vs. Montreat (12/30/16)
Fewest rebounds.....	29 at East Carolina (12/3/16)
Most rebounds allowed.....	46 at Coastal Carolina (12/10/16)
Fewest rebounds allowed	24 vs. S.C. State (2/11/17)
Most assists	23 (2x) last vs. Southern Wesleyan (12/1/16)
Fewest assists.....	7 at Hampton (1/16/17)
Most turnovers.....	20 at Ohio State (11/14/16)
Fewest turnovers	7 at Northern Kentucky (11/26/16)
Most turnovers forced.....	21 vs. Montreat(12/30/16)

INDIVIDUAL

Most points scored.....	32, P. Cole at NKU (11/26/16)
Opp. most points scored	27, A. Blakeney at LSU (12/13/16)
Highest FG%	100% (7-7), D. Dickerson at MDES (2/18/17)
.....	(7-7), P. Rivas at WCU (11/16/16)
Opp. Highest FG%	100% (6-6), J. Coleman at CCU (11/18/16)
Most rebounds	14, W. Ransom vs. TMU (12/28/16)
Opp. most rebounds.....	16, J. McCullough vs. SWU (12/1/16)
Most field goals made.....	11, D. Graf vs. TMU (12/28/16)
.....	D. Dickerson vs. LIU (12/6/16)
.....	P. Cole at NKU (11/26/16)
Opp. most field goals made	11, A. Blakeney at LSU (12/13/16)
Most 3-pointers made	8, P. Cole vs. N.C. A&T (1/28/17)
.....	R. Madison vs. Jackson St. (11/18/16)
Opp. Most 3-pointers made	5, A. Hamilton vs. N.C. A&T (1/28/17)
.....	T. Phillips at Missouri (11/28/16)
Most assists	13, P. Cole vs. LIU (12/6/16)
Opp. most assists.....	8 (2x), J. Sheppard at ECU (12/3/16)
.....	C. Jackson at Ohio State (11/14/16)
Most blocks	4, W. Ransom at LSU (12/13/16)
.....	W. Ransom at Missouri (11/28/16)
Most steals.....	5, R. Madison vs. MDES (1/11/17)
Most minutes	40, (7x) D. Graf last at Howard (2/20/17)
.....	(6x), P. Cole last at Howard (2/20/17)

ABOUT THE 2015-16 SEASON

-NCCU went 8-5 at McDougald-McLendon Arena, securing its seventh consecutive winning season at home.
- Led by returner Rashaun Madison, NCCU topped the MEAC in three-point percentage with 34.8 percent of attempts made.
-NCCU once again was one of the best defensive teams in the league, allowing just 69.8 points per game, good for second in the conference.

THE NEW NEST

McDougald-McLendon Arena received some renovations during the offseason before the 2015-16 season, and now boasts the most biomechanically-sophisticated maple sports floor system in the state of North Carolina. The facility also received high-efficiency LED lights from Cree, Inc. as part of a UNC system-wide project, and has a center-hung Daktronics videoboard. For more information on the renovations, visit NCCUEaglePride.com.

NATION'S SECOND-LONGEST HOME WIN STREAK

NCCU held a 38-game home win streak, which ranked second in Division I behind Arizona. The Eagles had not lost at home since Dec. 4, 2012 (Eastern Kentucky, 57-63). The last MEAC team to beat NCCU in Durham was Savannah State on Feb. 11, 2012 (67-57) before Howard ended the streak on Dec. 7, 2015 (71-69). NCCU defeated 26 consecutive conference opponents during the run.

WE MUST PROTECT THE NEST

During the 2013-14 season, North Carolina Central University went unbeaten at home going 14-0, marking that feat for the first time since the 1997-98 campaign. The Eagles have now gone undefeated at home in consecutive seasons for the first time in school history.

2014-15:	12-0
2013-14:	14-0
1989-90:	13-0
1997-98:	12-0
1987-88:	12-1
1992-93:	11-1
1993-94:	11-1
1995-96:	11-1
1988-89:	9-1

NEST HAS BEEN PROTECTED

In Moton's six seasons, the Eagles have done just that - Protect the Nest, compiling a **80-19** home record during his coaching career. Here's how NCCU has fared at home since 2009:

2009-10:	7-4 (.636)
2010-11:	9-4 (.692)
2011-12:	8-3 (.727)
2012-13:	12-2 (.857)
2013-14:	14-0 (1.000)
2014-15:	12-0 (1.000)
2015-16:	8-5 (.615)
2016-17:	10-1 (.909)

Total: 80-19 (.808)

NCCU VS. MEAC

Now that NCCU is back and established in the conference that it helped start back in 1970, the Eagles are 339-276 against MEAC opponents all-time.

Bethune-Cookman.....	9-5
Coppin State.....	9-4
Delaware State.....	20-16
Florida A&M.....	14-2
Hampton.....	47-32
Howard.....	43-27
Maryland Eastern Shore.....	23-16
Morgan State.....	50-40
Norfolk State.....	12-29
North Carolina A&T.....	72-77
Savannah State.....	12-8
South Carolina State.....	28-20

MOTON SITS AMONG NCCU TOP 5 IN WINS

Head coach LeVelle Moton recorded his 100th victory against S.C. State on Jan. 10, 2015, becoming the fifth coach in NCCU men's basketball history to reach the 100-win milestone. Here is a list of the coaches with the most wins in program history:

Most Victories	W	L	Pct.	Years
1. Floyd Brown	251	194	.564	1952-70
2. John McLendon	239	68	.779	1940-52
3. Gregory Jackson	164	78	.678	1991-00
4. LeVelle Moton	148	100	.597	2009-
5. Michael Bernard	115	56	.673	1985-91

20-WIN SEASONS

Head Coach LeVelle Moton joined rare company during the 2016-17 season as just the second coach to have four 20-win seasons along with coach John B. McLendon. During the 2014-15 season, NCCU earned a third consecutive 20-win season, something that has not happened for the Eagles since 1990 under the direction of head coach Michael Bernard. McLendon was the only other coach to lead the Eagles to three straight 20-win seasons from 1948-51. Here's a look at all 18 of NCCU's 20-win seasons.

Year	Coach	W	L	Pct
1939-40	William Burghardt	22	4	.846
1946-47	John McLendon	20	5	.800
1948-49	John McLendon	25	5	.833
1949-50	John McLendon	24	5	.828
1950-51	John McLendon	28	7	.800
1953-54	Floyd Brown	24	7	.774
1954-55	Floyd Brown	20	7	.741
1956-57	Floyd Brown	23	6	.793
1987-88	Michael Bernard	26	3	.896
1988-89	Michael Bernard	28	4	.875
1989-90	Michael Bernard	23	5	.821
1992-93	Gregory Jackson	26	4	.867
1993-94	Gregory Jackson	20	5	.800
1995-96	Gregory Jackson	20	7	.741
1996-97	Gregory Jackson	20	6	.769
2012-13	LeVelle Moton	22	9	.709
2013-14	LeVelle Moton	28	6	.823
2014-15	LeVelle Moton	25	8	.757
2016-17	LeVelle Moton	21	6	.778

20-win seasons = 19

#-Advanced to Second Round of NCAA Playoffs

%-Advanced to NCAA Regional Championships

&-Advanced to NCAA Quarterfinals / "Elite Eight"

\$-Won the NCAA Division II National Championship

@-Won MEAC Regular Season & Tournament

!- Won MEAC Regular Season

EAGLES IN THE MEAC

CATEGORY	NCCU	MEAC
Points Per Game.....	75.0	2nd
Opp. Pts Per Game.....	63.7	1st
Scoring Margin.....	+11.4	1st
Field Goal Pct.....	46.3%	1st
Opp. Field Goal Pct.....	39.2%	1st
3-Point FG Pct.....	35.3%	2nd
Opp. 3-Point FG Pct.....	29.8%	2nd
Free Throw Pct.....	68.2%	4th
Rebounds Per Game.....	38.0	3rd
Opp. Rebounds Per Game.....	36.1	3rd
Rebound Margin.....	+1.9	2nd
Blocks Per Game.....	3.3	6th
Assists Per Game.....	13.8	3rd
Steals Per Game.....	6.0	4th
Turnover Margin.....	+1.4	3rd

Individual Ranking in MEAC:

Scoring

Patrick Cole - 20.0 ppg (1st)
Dajuan Graf - 14.6 ppg (14th)

Rebounding

Patrick Cole - 7.0 rpg (T-2nd)

Field Goal Percentage

Del'vin Dickerson - 54.4 (4th)

Dajuan Graf - 51.0 (5th)

Assists

Patrick Cole - 5.6 apg (1st)

Dajuan Graf - 5.0 apg (2nd)

Free-throw Percentage

Dajuan Graf - 76.3% (10th)

Patrick Cole - 75.9% (12th)

Steals

Dajuan Graf - 1.1 (13th)

Three-Point Field Goal Percentage

Dajuan Graf - 43.8 (1st)

Three-Point Field Goals Made

Rashaun Madison - 2.7, 73 (4th)

Patrick Cole - 2.1, 54 (13th)

Blocked Shots

Will Ransom - 1.0, 26 (T-9th)

Assists/Turnover Ratio

Dajuan Graf - 1.7 (9th)

Patrick Cole - 1.4 (10th)

Offensive Rebounds

Will Ransom - 2.0 (10th)

Defensive Rebounds

Patrick Cole - 5.9 (2nd)

Minutes Played

Patrick Cole - 34.9 (6th)

Dajuan Graf - 34.8 (7th)

Around the MEAC

Saturday, Feb. 25

Bethune-Cookman at NCCU*..... 4:00 PM

Hampton at Morgan State*..... 4:00 PM

Florida A&M at SC State*..... 4:00 PM

Md. Eastern Shore at Delaware State* 4:00 PM

Savannah State at NC A&T*..... 4:00 PM

Howard at Norfolk State*..... 6:30 PM

Monday, Feb. 27

Norfolk State at Hampton*..... 7:00 PM

Savannah State at NCCU*..... 7:30 PM

Bethune-Cookman at NC A&T*..... 7:30 PM

Md. Eastern Shore at Howard*..... 8:00 PM

Coppin State at Morgan State*..... 8:00 PM

INDIVIDUAL SEASON AND CAREER HIGHS

2016-17	Career
0 - Raekwon Harney	
Pts 3 vs. Montreat (12/30/16)	Same
Rebs	Same
Asts 2 vs. Southern Wesleyan (12/1/16)	Same
Blks	Same
Stls 1 vs. Southern Wesleyan (12/1/16)	Same
Mins 9 vs. Southern Wesleyan (12/1/16)	Same

1 - C.J. Wiggins

Pts 12 vs. Montreat (12/30/16)	17 vs. Montreat (12/29/15)
Rebs 3 vs. Truett McConnell (12/30/16)	5 (3x) last vs. Howard (3/8/16)
Asts 7 vs. Southern Wesleyan (12/1/16)	Same
Blks	None
Stls 2 (2x) last vs. Montreat (12/30/16)	Same
Mins 19 vs. Southern Wesleyan (12/1/16)	29 vs. Norfolk State (3/9/16)

3 - Rashaun Madison

Pts 24 vs. Jackson State (11/18/16)	Same
Rebs 5 (2x) last at Delaware State (1/30/17)	5 (4x)
Asts 2 (5x) last at Howard (2/20/17)	4 vs. Montreat (12/29/15)
Blks	None
Stls 3 at McNeese State (12/17/16)	9 vs. Montreat (12/29/15)
Mins 40 vs. Jackson State (11/18/16)	41 vs. North Carolina A&T (2/6/16)

5 - Del'vin Dickerson

Pts 23 vs. LIU Brooklyn (12/6/16)	Same
Rebs 10 at McNeese State (12/17/16)	Same
Asts 2 (2x) last at Norfolk State (1/14/17)	Same
Blks 2 (4x) last vs. Florida A&M (2/13/17)	Same
Stls 2 (4x) last at Md. Eastern Shore (2/18/17)	Same
Mins 34 at Coppin State (2/6/17)	Same

10 - Dajuan Graf

Pts 26 vs. Truett McConnell (12/28/16)	Same
Rebs 9 vs. Md. Eastern Shore (1/11/17)	Same
Asts 11 vs. Jackson State (11/18/16)	Same
Blks 1 vs. S.C. State (2/11/17)	1 (2x)
Stls 3 at East Carolina (12/3/16)	5 at Savannah State (1/11/16)
Mins 40 (7x) last at Howard (2/20/17)	40 (9x)

11 - Patrick Cole

Pts 32 at Northern Kentucky (11/26/16)	Same
Rebs 12 (2x) last at Missouri (11/28/16)	12 (2x)
Asts 13 vs. LIU Brooklyn (12/6/16)	Same
Blks 2 vs. North Carolina A&T (1/28/17)	Same
Stls 3 (2x) last vs. MDES (1/10/17)	4 vs. Montreat (12/29/15)
Mins 40 (5x) last at Howard (2/20/17)	40 (8x)

12 - Alex Mills

Pts N/A	Same
Rebs N/A	Same
Asts N/A	Same
Blks N/A	Same
Stls N/A	Same
Mins N/A	Same

13 - Pablo Rivas

Pts 19 vs. Southern Wesleyan (12/1/16)	Same
Rebs 10 vs. Montreat (12/28/16)	Same
Asts 1 (7x) last vs. North Carolina A&T (1/28/17)	Same
Blks 3 vs. Southern Wesleyan (12/1/16)	Same
Stls 1 (10x) last vs. S.C. State (2/11/17)	Same
Mins 30 (2x) last at Hampton (1/16/17)	Same

2016-17	Career
21 - Marius McAllister	
Pts 6 vs. Truett McConnell (12/28/16)	7 vs. Montreat (12/29/15)
Rebs 4 at McNeese State (12/17/16)	4 (2x)
Asts 2 vs. Truett McConnell (12/28/16)	Same
Blks	1 vs. Montreat (12/29/15)
Stls 1 vs. Truett McConnell (12/28/16)	2 vs. Montreat (12/29/15)
Mins 15 vs. Truett McConnell (12/28/16)	18 vs. Montreat (12/29/15)

25 - Kyle Benton

Pts 17 at Morgan State (2/4/17)	17 (2x)
Rebs 13 vs. Delaware State (1/10/17)	13 (2x)
Asts 3 vs. Montreat (12/30/16)	Same
Blks 3 vs. Florida A&M (2/13/17)	3 (2x)
Stls 3 (2x) last vs. Florida A&M (2/13/17)	Same
Mins 39 at Norfolk State (1/14/17)	39 (2x)

33 - Ron Trapps

Pts 18 last at Coppin State (2/6/17)	Same
Rebs 10 at Marshall (11/12/16)	Same
Asts 3 (2x) last vs. Truett McConnell (12/28/16)	Same
Blks 1 (2x) last vs. Howard (1/23/17)	Same
Stls 3 vs. Montreat (12/30/16)	Same
Mins 31 at Ohio State (11/14/16)	Same

34 - Michael Wolfe

Pts 9 vs. Southern Wesleyan (12/1/16)	Same
Rebs 3 vs. Southern Wesleyan (12/1/16)	Same
Asts	Same
Blks 1 at Missouri (11/28/16)	Same
Stls 1 at McNeese State (12/17/16)	Same
Mins 9 vs. Southern Wesleyan (12/1/16)	Same

42 - Will Ransom

Pts 11 vs. Jackson State (11/18/16)	Same
Rebs 14 vs. Truett McConnell (12/28/16)	Same
Asts 1 (2x) last at East Carolina (12/3/16)	Same
Blks 4 (2x) last at LSU (12/13/16)	Same
Stls 2 (4x) last vs. Md. Eastern Shore (1/11/17)	Same
Mins 34 at LSU (12/13/16)	Same

55 - John Guerra

Pts 2 vs. LIU Brooklyn (12/6/16)	Same
Rebs 2 vs. Montreat (12/30/16)	Same
Asts 1 vs. Montreat (12/30/16)	Same
Blks	Same
Stls	Same
Mins 4 vs. Southern Wesleyan (12/1/16)	Same

2016-17 NCCU MEN'S BASKETBALL • PAGE 7

2016-17 RECORD: 21-6, 12-1 MEAC

LAST TWO GAMES

Official Basketball Box Score -- Game Totals -- Final Statistics
N.C. Central vs Md. Eastern Shore
02/18/17 4:00p.m. at Princess Anne, Md. (Hytche Center)

N.C. Central 82 • 20-6 (11-1 MEAC)

		Total		3-Ptr	Rebounds										
#	Player	FG	FGA	FT	FTA	Off	Def	Tot	PF	TP	A	TO	Blk	Stl	Min
05	DICKERSON, Del'vin	r	7-7	0-0	1-1	2	2	4	5	15	0	5	1	2	30
25	BENTON, Kyle	r	3-3	0-0	3-8	4	3	7	2	9	0	1	1	1	33
03	MADISON, Rashaun	g	6-12	6-12	0-0	0	2	2	2	18	1	2	0	0	36
10	GRAF, Dajuan	g	5-10	2-4	3-4	1	4	5	0	15	6	1	0	0	40
11	COLE, Patrick	g	4-9	1-4	8-9	1	9	10	4	17	6	5	0	1	33
13	RIVAS, Pablo		1-3	0-1	3-4	1	3	4	1	5	0	1	1	0	10
33	TRAPPS, Ron		1-5	1-3	0-0	0	2	2	1	3	2	0	0	1	11
42	RANSOM, Will		0-0	0-0	0-0	0	0	0	2	0	0	1	1	0	7
Team						1	2	3							
Totals			27-49	10-24	18-26	10	27	37	17	82	15	16	4	5	200
FG % 1st Half: 11-26 42.3% 2nd half: 16-23 69.6% Game: 27-49 55.1%															Deadball
3FG % 1st Half: 4-13 30.8% 2nd half: 6-11 54.5% Game: 10-24 41.7%															Rebounds
FT % 1st Half: 7-13 53.8% 2nd half: 11-13 84.6% Game: 18-26 69.2%															1

Md. Eastern Shore 69 • 9-18 (6-6 MEAC)

		Total		3-Ptr	Rebounds										
#	Player	FG	FGA	FT	FTA	Off	Def	TP	PF	TP	A	TO	Blk	Stl	Min
20	CALDWELL, Dontae	r	7-14	1-6	4-6	2	5	7	2	19	3	2	1	2	37
21	COPELAND, Bakari	r	5-10	0-2	5-5	1	3	4	2	15	3	2	0	1	26
35	TAYLOR, Isaac	c	4-8	0-0	2-3	4	1	5	5	10	1	1	1	0	24
01	SEYLAN, Marc	g	1-2	0-0	0-2	4	1	5	3	2	0	0	0	1	11
03	MCINTOSH, Logan	g	1-4	1-1	0-0	0	1	1	0	3	3	3	0	0	23
00	ANDINO, Ryan		3-11	2-10	0-0	0	1	1	0	8	0	0	0	0	31
02	RIVERA, Thomas		2-6	0-3	0-0	0	2	2	2	4	2	0	0	1	19
15	JONES, Tyler		0-3	0-2	0-0	0	0	0	1	0	0	0	0	0	10
24	PECK, Derrico		4-6	0-0	0-2	1	3	4	4	8	0	0	0	0	19
Team						1	2	3							
Totals			27-64	4-24	11-18	13	19	32	19	69	12	8	2	5	200
FG % 1st Half: 14-32 43.8% 2nd half: 13-32 40.6% Game: 27-64 42.2%															
3FG % 1st Half: 1-13 7.7% 2nd half: 3-11 27.3% Game: 4-24 16.7%															
FT % 1st Half: 6-8 75.0% 2nd half: 5-10 50.0% Game: 11-18 61.1%															
Deadball Rebounds 4															

Officials: Terry Moore, Kenneth Clark, Haywood Bostic
Technical fouls: N.C. Central-None. Md. Eastern Shore-RIVERA, Thomas.
Attendance: 4837

Score by periods	1st	2nd	Total
N.C. Central	33	49	82
Md. Eastern Shore	35	34	69

Official Basketball Box Score -- Game Totals -- Final Statistics
N.C. Central vs Howard
02/20/17 4:00 p.m. at Washington, D.C. - Burr Gymnasium

N.C. Central 66 • 21-6, 12-1 MEAC

W.C. Central 55 - 21-63, 12-17 MWC															
#	Player		Total		3-Ptr	Rebounds			PF	TP	A TO Blk Stl				Min
			FG	FGA		Off	Def	Tot			A	TO	Blk	Stl	
05	DICKERSON, Del'vin	r	4-9	1-1	1-4	2	5	7	2	10	0	0	0	1	31
25	BENTON, Kyle	r	0-3	0-0	0-2	6	3	9	1	0	0	0	0	1	34
03	MADISON, Rashaun	g	4-9	3-8	0-0	1	1	2	2	11	2	0	0	1	29
10	GRAF, Dajuan	g	7-15	1-5	2-3	1	6	7	0	17	8	3	0	0	40
11	COLE, Patrick	g	5-18	2-7	5-8	2	9	11	3	17	1	6	0	1	40
13	RIVAS, Pablo		3-5	0-0	0-0	1	1	2	3	6	0	0	1	0	10
33	TRAPPS, Ron		1-3	1-3	0-0	0	0	0	0	3	1	0	0	0	11
42	RANSOM, Will		1-2	0-0	0-0	3	0	3	3	2	0	0	0	0	5
Team						2	3	5							
Totals			25-64	8-24	8-17	18	28	46	14	66	12	9	1	4	200
FG % 1st Half: 14-34 41.2% 2nd half: 11-30 36.7% Game: 25-64 39.1%															
3FG % 1st Half: 7-16 43.8% 2nd half: 1-8 12.5% Game: 8-24 33.3%															
FT % 1st Half: 4-8 50.0% 2nd half: 4-9 44.4% Game: 8-17 47.1%															
Rebounds 5															

Howard 59 • 7-21, 4-9 MEAC

		Total	3-Ptr	Rebounds											
#	Player	FG-FGA	FG-FGA	FT-FTA	Off	Def	Tot	PF	TP	A	TO	Blk	Stl	Min	
12	MANGHAM, Solomon	r	6-15	4-11	0-0	3	7	10	2	16	0	2	1	1	38
05	BOYD, Marcel	c	3-5	0-1	0-0	4	3	7	4	6	0	1	1	0	19
13	WILLIAMS, Charles	g	6-20	0-6	0-0	4	2	6	2	12	0	3	2	0	37
15	COLLINS, Damon	g	1-7	0-0	4-4	1	2	3	2	6	2	2	0	0	40
33	MILLER, James	g	3-11	0-3	3-4	1	2	3	3	9	2	1	0	4	36
02	ANDOH, Kofi		0-2	0-0	0-0	0	0	0	1	0	0	1	0	0	5
23	JONES, Jalen		0-0	0-0	0-0	0	0	0	0	0	0	0	0	0	1
25	LEWIS, Cameron		0-0	0-0	0-0	0	0	0	0	0	0	0	0	0	0+
32	STONE, Tyler		3-7	0-2	4-4	3	5	8	2	10	1	0	1	0	24
Team					1	4	5								
Totals			22-67	4-23	11-12	17	25	42	16	59	5	10	5	5	200
FG % 1st Half: 12-36 33.3% 2nd half: 10-31 32.3% Game: 22-67 32.8%															
3FG % 1st Half: 3-10 30.0% 2nd half: 1-13 7.7% Game: 4-23 17.4%															
FT % 1st Half: 2-2 100.0 2nd half: 9-10 90.0% Game: 11-12 91.7%															
Deadball Rebounds 1															

Officials: William Covington, Haywood Bostic, Que'z Crawford
Technical fouls: N.C. Central-None. Howard-None.
Attendance: 876

Score by periods	1st	2nd	Total
N.C. Central	39	27	66
Howard	29	30	59

Eagles Hold Off Hawks Late

PRINCESS ANNE, Md. – North Carolina Central University held on late and made its free throws down the stretch to get past Maryland Eastern Shore for its 11th consecutive win, 82-69 at the Hytche Athletic Center on Saturday, Feb. 18.

With the win, NCCU (20-6, 11-1 MEAC) secured its 19th 20-win season in program history, and its fourth under head coach LeVelle Moton.

NCCU went on a 12-0 run to open the contest as Dajuan Graf (Charlotte, N.C.) and Rashaun Madison (Norfolk, Va.) hit a pair of momentum threes, but MDES (9-18, 6-6 MEAC) was quick to respond. The Eagles led 26-16 at the 7:14 mark in the half, but the Hawks closed the period on a 17-9 run to capture a two-point lead at the intermission, 35-33.

The Eagles found their gear after the break, as Madison came out firing to make his first three three-point attempts in the period, and Cole tacked on another as NCCU started the half on a strong run, and led by as many as 19 in the second half. However, the second half mirrored the first with the Hawks applying pressure down the stretch and cut the lead to as little as six within the final two minutes, at 73-67 with 1:54 to go.

The Eagles were able to make their free throws down the stretch, along with two makes from Cole at the line after a critical technical foul against MDES in the final minute, and NCCU also held the Hawks scoreless in the final 1:16 to secure the victory.

For the third time in the last four games, NCCU shot over 50 percent from the floor, making 55.1 percent of its shots, and was over 40 percent from the arc at 41.7 percent.

Cole notched his sixth career double-double with 17 points and 10 rebounds along with a joint game-high six assists, and Madison finished with 18 points as he rained in six treys for the sixth time in his career.

Del'vin Dickerson (Houston, Texas) was a perfect 7-for-7 from the floor and made his only free throw attempt for 15 points with four boards. Graf was the fourth Eagle in double-digits with 15 points and a joint game-high six helpers and five rebounds.

Dontae Caldwell (Santa Ana, Calif.) had a game-high 19 points for the Hawks with seven rebounds, and Bakari Copeland (Decatur, Ga.) was close behind with 15 points. Isaac Taylor (Wachapreague, Va.) was the third Hawk with double-figure points with 10 and five boards.

Eagles Survive Scare from Bison

WASHINGTON, D.C. – North Carolina Central University once again had to make its free throws down the stretch to survive a nail biter, this time a 66-59 victory against Howard for a 12th straight win at Burr Gymnasium, on Monday, Feb. 20.

NCCU (20-6, 12-1) started the game on a 9-2 run, and then used strong rebounding to help establish a lead in the early going of the game. Rashaun Madison (Norfolk, Va.) got going early for the Eagles as he nailed a pair of triples in the first frame, and Patrick Cole (Newark, N.J.) was also rolling with nine points and six rebounds for the maroon and gray. NCCU led 39-29 at the half, and held a 24-21 rebounding advantage.

Howard (7-21, 4-9) was up for the task in the first half however, as Solomon Mangham (Stone Mountain, Ga.) stepped up to knock down three treys in the first half to keep the Bison close, as he finished the half with 11 points and six rebounds.

NCCU led by as many as 13 in the second half, but the Bison went on a surge midway through the period, and knotted the game at 56 and then took their first lead of the game, 58-56 with 7:10 to play. The Eagles were able to clamp down from there and go on an 8-1 run to close the game with some clutch free throws to pull out the win.

Cole finished with his second consecutive double-double with 17 points and 11 rebounds, and Dajuan Graf (Charlotte, N.C.) flirted with a triple-double with 17 points, eight rebounds and seven assists. Madison finished 11 points, and Del'vin Dickerson (Houston, Texas) was the fourth Eagle in double-digits with 10 points and seven boards. Kyle Benton (Long Beach, Calif.) did not score, but he did contribute a strong defensive performance with nine rebounds.

Mangham was the go-to man for Howard as he finished with a double-double by collecting a team-high 16 points and 10 boards, and Charles Williams (Richmond, Va.) finished with 12 points and six rebounds. Tyler Stone (Toronto, Canada) also was close to a double-double with 10 points and eight rebounds.

MISC. STATS

Double-Figure Scoring

	2016-17	Career
Dajuan Graf.....	25.....	34
Patrick Cole.....	24.....	41
Rashaun Madison.....	12.....	21
Del'vin Dickerson.....	9.....	9
Kyle Benton.....	7.....	15
Pablo Rivas.....	6.....	6
Ron Trapps.....	6.....	6
Will Ransom.....	2.....	2
C.J. Wiggins.....	1.....	4

30-Plus Points

	2016-17	Career
Patrick Cole.....	1.....	2

20-Plus Points

	2016-17	Career
Patrick Cole.....	12.....	18
Dajuan Graf.....	4.....	5
Rashaun Madison.....	2.....	5
Del'vin Dickerson.....	2.....	2

Triple-Doubles

	2016-17	Career
Patrick Cole.....	1.....	1

Double-Doubles

	2016-17	Career
Patrick Cole.....	7.....	7
Kyle Benton.....	2.....	5
Dajuan Graf.....	2.....	2
Ron Trapps.....	1.....	1

Games Led NCCU In Scoring

	2016-17	Career
Patrick Cole.....	18.....	28
Dajuan Graf.....	6.....	9
Rashaun Madison.....	3.....	6
Kyle Benton.....	1.....	2
Del'vin Dickerson.....	1.....	1

Games Led NCCU In Rebounding

	2016-17	Career
Kyle Benton.....	8.....	20
Patrick Cole.....	9.....	12
Will Ransom.....	4.....	4
Del'vin Dickerson.....	3.....	3
Dajuan Graf.....	2.....	3
Pablo Rivas.....	2.....	2
Ron Trapps.....	2.....	2

Double-Figure Rebounds

	2016-17	Career
Patrick Cole.....	6.....	6
Kyle Benton.....	5.....	9
Will Ransom.....	3.....	3
Del'vin Dickerson.....	1.....	1
Ron Trapps.....	1.....	1
Pablo Rivas.....	1.....	1

Games Led NCCU In Assists

	2016-17	Career
Patrick Cole.....	16.....	25
Dajuan Graf.....	13.....	27
C.J. Wiggins.....	1.....	8

Double-Figure Assists

	2016-17	Career
Patrick Cole.....	2.....	2
Dajuan Graf.....	2.....	2

Games Started

	2016-17	Career
Dajuan Graf.....	27.....	44
Rashaun Madison.....	27.....	44
Del'vin Dickerson.....	27.....	27
Patrick Cole.....	24.....	31
Will Ransom.....	15.....	15
Kyle Benton.....	11.....	11
Ron Trapps.....	2.....	2
Michael Wolfe.....	1.....	1
C.J. Wiggins.....	0.....	11

*Career includes NCCU only

INDIVIDUAL GAME-HIGHS

20+ Rebounds (complete since 1988-89)

30	Carlton Bell vs. Winston-Salem State (Jan. 31, 1959)
27	David Binion vs. Virginia Union (Feb. 10, 1981)
23	David Covington at Wingate Univ. (Dec. 5, 2001-OT)
21	Jimmy Boston vs. St. Augustine's (Jan. 17, 1998-OT)
20	Jimmy Boston at Savannah State (Jan. 19, 1998)
20	Robert Little vs. Virginia State (Feb. 11, 1975-30T)

Assists

16	Darnell Evans vs. Saint Augustine's (Jan. 21, 1982)
15	Micheal Glasker vs. Apprentice School (Jan. 16, 2010)
14	Emanuel Chapman vs. Barber-Scotia (Nov. 26, 2011)
14	Larry Crowder at Livingstone (Jan. 30, 1992)
13	Patrick Cole vs. LIU Brooklyn (Dec. 6, 2016)
13	Nimrod Hilliard at ETSU (Jan. 31, 2015)
13	Emanuel Chapman vs. Coppin State (Jan. 26, 2013)
12	Nimrod Hilliard vs. N.C. A&T (March 5, 2015)
12	Nimrod Hilliard vs. Johnson & Wales (Dec. 2, 2014)
12	Emanuel Chapman vs. App. State (Nov. 22, 2013)
12	Emanuel Chapman vs. Morris Coll. (Nov. 23, 2011)
12	James Tucker vs. Mount Olive (Nov. 15, 2003)
12	Larry Crowder at Saint Paul's (Jan. 18, 1993)
11	Dajuan Graf vs. Jackson State (Nov. 18, 2016)
11	Emanuel Chapman vs. B-CU (Feb. 8., 2014)
11	Emanuel Chapman vs. UMES (Jan. 30, 2012)
11	Emanuel Chapman vs. SWU (Nov. 29, 2011)
10	Patrick Cole vs. Jackson State (Nov. 18, 2016)
10	Nimrod Hilliard vs. Florida A&M (Feb. 2, 2015)
10	Nimrod Hilliard at Miss. Valley State (Dec. 20, 2014)
10	Kevin Crawford II vs. College of Faith (Nov. 18, 2014)

Steals

10	Jimmie Walker vs. District of Columbia (Jan. 25, 1993)
9	Rashaun Madison vs. Montreat (Dec. 29, 2015)
8	Drimir Ferguson vs. Johnson & Wales (Nov. 12, 2012)

Blocked Shots

8	Adrian McKinnon vs. N.C. A&T (Jan. 18, 1989)
7	Nate Maxey vs. Barber-Scotia (Dec. 17, 2014)
7	Adrian McKinnon at Fayetteville State (Feb. 4, 1989)
6	Melvin Whitaker vs. Virginia Union (Feb. 28, 2004)
6	Melvin Whitaker vs. Johnson C. Smith (Feb. 21, 2004)
6	Melvin Whitaker vs. Winston-Salem St. (Feb. 18, 2004)
6	Melvin Whitaker at Elizabeth City St. (Feb. 10, 2004)
6	Jermond Debro vs. Catawba (Dec. 29, 2001)

Field Goals

25	Rudolph "Rocky" Roberson vs. Shaw (Feb. 20, 1943)
----	---

Three-Point Field Goals

10	Reggie Groves vs. Barber-Scotia (Nov. 26, 2013 / 10-13)
9	LeVelle Moton at N.C. A&T (Jan. 19, 1995 / 9-14)
8	Patrick Cole vs. N.C. A&T (Jan. 28, 2017 / 8-12)
8	Rashaun Madison vs. Jackson State (Nov. 18, 2016 / 8-10)
8	Anthony McDonald vs. JWU (Dec. 2, 2014 / 8-12)
8	LeVelle Moton vs. Virginia Union (Feb. 18, 1995 / 8-10)
7	Anthony McDonald at ETSU (Jan. 31, 2015 / 7-12)
7	Anthony McDonald vs. Howard (Dec. 7, 2014 / 7-15)
7	Jeremy Ingram at Wichita State (Dec. 22, 2013 / 7-13)
7	Landon Clement vs. Barber-Scotia (Nov. 26, 2011 / 7-13)
7	Shawn Ray at Johnson C. Smith (Nov. 30, 2002 / 7-13)
7	Marqus Johnson vs. Va. State (Dec. 1, 1998 / 7-9)
7	Michael Hadley at Virginia Union (Feb. 15, 1998 / 7-13)
7	LeVelle Moton vs. Hampton (Nov. 27, 1994 / 7-13)
6	Rashaun Madison at MDES (Feb. 18, 2017 / 6-12)
6	Rashaun Madison at Norfolk State (Jan. 14, 2017 / 6-12)
6	Rashaun Madison vs. Del. State (Jan. 10, 2017 / 6-14)
6	Rashaun Madison at N.C. A&T (March 3, 2016 / 6-7)
6	Rashaun Madison vs. MVSU (Dec. 3, 2015 / 6-9)
6	Anthony McDonald vs. Coll. of Faith (Nov. 18, 2014 / 6-8)
6	Bryan Ayala at Norfolk State (Jan. 7, 2008 / 6-7)

Free Throws

19	Jeremy Ingram at NC State (Nov. 20, 2013 / 19-21)
18	Jeremy Ingram vs. App State (Nov. 22, 2013 / 18-24)
17	Jeremy Ingram vs. B-CU (Feb. 11, 2013 / 17-20)
17	John Bishop vs. Livingstone (Feb. 14, 1981 / 17-22)
16	Jeremy Ingram at Savannah State (Feb. 17, 2014 / 16-17)
16	Willie Jennette at Shaw (Jan. 7, 1986-OT / 16-18)
15	Alfonzo Houston at NC A&T (Feb. 22, 2014 / 15-18)
15	C.J. Wilkerson at NC A&T (Jan. 24, 2011 / 15-15)
15	Ray Willis vs. Delaware St. (Jan. 28, 2012 / 15-19)
15	Landon Clement vs. SC State (Mar. 3, 2011 / 15-15)
15	Willie Jennette at Elizabeth City St. (Jan. 13, 1986 / 15-16)
14	Bryan Ayala vs. Columbus State (Nov. 17, 2006 / 14-18)
14	Larry Crowder at Virginia State (Dec. 7, 1992 / 14-16)

NCCU GAME-HIGH POINTS

30+Points (complete since 1988-89)

58	Rudolph "Rocky" Roberson vs. Shaw (Feb. 20, 1943)
-	25 FGs, 8FTs - set national scoring record
44	Sam Jones at North Carolina A&T (1953-1954)
43	Willie Jennette at Gardner-Webb (Dec. 14, 1985)
41	C.J. Wilkerson at North Carolina A&T (Jan. 24, 2011)
38	Jeremy Ingram at Savannah State (Feb. 17, 2014)
37	Jeremy Ingram at Wichita State (Dec. 22, 2013)
37	Jamar Briscoe vs. Longwood (Feb. 28, 2009)
37	Drew Johnson at Fayetteville State (Feb. 7, 2006)
36	Jeremy Ingram vs. ASU (Nov. 22, 2013)
35	LeVelle Moton at North Carolina A&T (Jan. 19, 1995)
35	John Bishop vs. Livingstone (Feb. 14, 1981)
34	Jamar Briscoe at Longwood (Feb. 25, 2009)
34	Jamar Briscoe at Duquesne (Dec. 22, 2008)
34	Charles Futrell at Norfolk State (Jan. 7, 2008)
33	Jordan Parks vs. Barber-Scotia (Dec. 17, 2014)
33	Landon Clement vs. SC State (Mar. 3, 2011)
33	Bryan Ayala vs. Columbus State (Nov. 17, 2006)
33	Shawn Ray vs. Virginia Union (Feb. 15, 2003)
33	LeVelle Moton at Bowie State (Jan. 12, 1995)
33	Jimmie Walker at Winston-Salem St. (Feb. 20, 1993)
33	Nathaniel Lindsey vs. Barber-Scotia (Nov. 27, 1992)
33	Charles Murphy vs. Elizabeth City St. (Dec. 13, 1982)
32	Patrick Cole at Northern Kentucky (Nov. 26, 2016)
32	Reggie Groves vs. BSC (Nov. 26, 2013)
32	Jeremy Ingram vs. B-CU (Feb. 11, 2013)
32	Jamar Briscoe vs. Chicago State (Jan. 10, 2009)
32	Jonathan Moore vs. Saint Paul's (Nov. 16, 2004)
32	LeVelle Moton at Johnson C. Smith (Feb. 1, 1995)
32	LeVelle Moton vs. Livingstone (Jan. 25, 1995)
32	John Bishop vs. UNC Wilmington (Feb. 18, 1981)
31	Jamar Briscoe vs. Chowan (Jan. 17, 2009)
31	David Young vs. St. Augustine's (Jan. 24, 2004)
31	David Young at St. Augustine's (Jan. 10, 2004)
31	Jimmy Boston at Tuskegee Univ. (Jan. 20, 2001)
31	Jimmy Boston at Fayetteville State (Jan. 4, 2001)
31	Brett Harper at West Florida (Dec. 4, 1999)
31	LeVelle Moton vs. St. Paul's (Feb. 29, 1996)
31	LeVelle Moton vs. St. Augustine's (Feb. 12, 1996)
31	Jimmie Walker vs. Johnson C. Smith (Jan. 5, 1993)
30	Patrick Cole at Savannah State (Jan. 11, 2016)
30	Jordan Parks vs. College of Faith (Nov. 18, 2014)
30	Jeremy Ingram vs. Howard (March 12, 2014)*
30	Jeremy Ingram at NC A&T (Feb. 22, 2014)
30	Landon Clement vs. Barber-Scotia (Nov. 26, 2011)
30	C.J. Wilkerson vs. The App. School (Jan. 16, 2010)
30	Curtis Knight at Virginia Union (Jan. 27, 2005)
30	Shawn Ray vs. Johnson C. Smith (Feb. 23, 2002)
30	Curtis Knight vs. Kentucky State Univ. (Nov. 24, 2001)
30	Brett Harper vs. Winston-Salem St. (Feb. 22, 2000)
30	Michael Hadley vs. Winston-Salem St. (Jan. 11, 1997)
30	LeVelle Moton vs. Virginia Union (Feb. 18, 1995)
30	LeVelle Moton vs. West Georgia (Nov. 19, 1995)
30	Scott Stewart at Virginia Union (Feb. 9, 1994)
30	LeVelle Moton vs. Virginia State (Dec. 6, 1993-OT)
30	Henry Canty vs. Clark Atlanta (Nov. 18, 1989)

*-MEAC Tournament



Accomplishments:

2014-15: NABC District 15 Coach of the Year
2014-15: Finalist Hugh Durham National Coach of the Year Award (Top Mid-Major Coach)
2014-15: Finalist Ben Jobe National Coach of the Year Award (Top Minority Coach)
2014-15: MEAC Regular Season Champions (16-0)
2014-15: Five All-MEAC Selections
2014-15: Third consecutive 20-win season (25-8)
2013-14: Tied School record for single-season wins (28)
2013-14: Set MEAC Record for wins in a season (28)
2013-14: Finalist Hugh Durham National Coach of the Year Award (Top Mid-Major Coach)
2013-14: Finalist Ben Jobe National Coach of the Year Award (Top Minority Coach)
2013-14: BoxToRow.com HBCU National Coach of the Year
2013-14: CollegeInsider.com (MEAC Coach of the Year)
2013-14: MEAC Tournament (Most Outstanding Coach)
2013-14: MEAC Coach of the Year
2013-14: MEAC Regular Season Champions (15-1)
2013-14: Two All-MEAC Selections (Player of the Year)
2013-14: Back-to-Back 20-win seasons (25-5)
2012-13: First 20-win season since 1996-97 (22-9)
2012-13: Three All-MEAC Selections
2012-13: CollegeInsider.com MEAC Co-Coach of the Year
2012-13: Finalist Ben Jobe National Coach of the Year Award (Top Minority Coach)
2012-13: Finalist Hugh Durham National Coach of the Year Award (Top Mid-Major Coach)
2011-12: First winning season since 2004-05 (17-15)
2011-12: Two All-MEAC Selections
2010-11: NCAA Division I Independent Coach of the Year

LeVelle Moton HEAD COACH ♦ 8TH SEASON

South Atlantic All-Region First Team and NCAA Division II All-America Honorable Mention. He was named the 1996 CIAA (Central Intercollegiate Athletic Association) Men's Basketball Player of the Year and was inducted into the NCCU Athletic Hall of Fame in 2004.

Among NCCU's all-time career leaders, Moton ranks first in 3-point field goals made (213 of 529), third in scoring (1,714 points), fourth in free throws made (363 of 467), fifth in assists (278), eighth in field goals made (569 of 1,159), 10th in scoring average (16.6 points per game), and 11th in steals (110).

As a junior (1994-95), he topped the CIAA and was No. 16 in NCAA Division II in scoring with an average of 23.5 points per game. His 87 made three-point field goals that year remains the school's single-season record.

As a senior (1995-96), he placed second in the CIAA with 21.3 points per game and ranked among the conference's top 10 statistical leaders in assists, free throw percentage and 3-point field goal percentage.

Moton played on three CIAA Southern Division Championship teams and made two trips to the NCAA playoffs, including an NCAA Division II South Atlantic Regional Championship title in 1993.

After NCCU, Moton played four years of professional basketball in Indonesia (1996-97) and Israel (1998-99). Throughout his professional playing career, Moton averaged 25.0 points per contest, and dished out a little more than five assists per game as a pro.

He was head coach at West Millbrook Middle School for three seasons (2001-04) before taking over the Sanderson boys basketball program in 2004.

Moton is a 1992 graduate of Enloe High School in Raleigh, N.C., where he was named Cap5 Player of the Year as a senior.

In December of 2013, Moton received his Master's degree in Special Education with a focus on Learning Disabilities.

He and his wife, Bridget, married on June 28, 2008. They have two children Brooke and LeVelle Jr.

RECORDS UNDER MOTON

Overall	148-100
At home	80-19
On the road	55-71
Neutral site.....	13-10
In overtime	7-3
Controlling opening tip	81-40
Scoring first.....	78-31
Leading at half.....	120-17
Tied at half.....	9-3
Trailing at half	15-79
NCCU shoots 50% or better	69-7
NCCU shoots less than 50%	77-91
NCCU shoots better than opponent	110-18
Opponent shoots 50% or better	7-38
Opponent shoots less than 50%	134-63
NCCU out-rebounds opponent	102-28
Opponent out-rebounds NCCU	36-70
NCCU shoots 70% or better FT.....	81-42
NCCU has more FT attempts.....	104-19
Opponent has more FT attempts.....	28-64
NCCU shoots 40% or better 3FG.....	61-26
NCCU has more turnovers	48-51
NCCU has fewer turnovers.....	98-36
NCCU scores less than 50 pts.....	1-17
NCCU scores 50-59 pts	12-30
NCCU scores 60-69 pts	42-37
NCCU scores 70-79 pts	44-13
NCCU scores 80-plus pts	48-2
Opponent scores less than 50 pts.....	39-3
Opponent scores 50-59 pts	45-10
Opponent scores 60-69 pts	35-23
Opponent scores 70-79 pts	23-42
Opponent scores 80-plus	3-22

On March 25, 2009, arguably one of the greatest players in school history was elevated from Assistant Coach to the position of Head Coach, becoming the 17th to be named in that spot in the program's history.

Close to 25 years after the magical run of the 1989 NCAA Division II National Championship team, and just 10 days shy of the fifth anniversary of the day of his official hiring, NCCU soared to its first MEAC Tournament Championship on March 15, 2014 following its 71-62 victory over Morgan State in front of a near-capacity crowd inside the Norfolk Scope Arena. The 2013-14 Eagles tied a school record in wins (28), won the most games in a season for any squad in MEAC history, and was the lowest seed for any league champion in the NCAA Tournament as the maroon and gray earned a 14-seed in the East Region. Moton's squad finished 15-1 in conference play earning the school's first Division I regular season title and won 20 straight contests, which set a new NCAA Division I level record for the program.

The following year, his sixth season as head coach at NCCU, Moton guided the 2014-15 Eagles to a 25-8 overall record, including a 19-3 mark during the final three-and-a-half months, as well as the school's first appearance in the National Invitation Tournament. The 2014-15 squad made history by becoming the first men's basketball team in school history to post an unbeaten regular-season conference record at 16-0 to repeat as MEAC regular-season champions. The Eagles were among the top five defenses in Division I, ranking second in field goal percentage defense (behind Kentucky), fourth in three-point field goal percentage defense and fifth in scoring defense. NCCU completed the campaign by extending the second-longest home win streak in Division I at 35 victories in-a-row (behind Arizona).

Moton joined hall of fame coach John McLendon and national championship coach Michael Bernard as the only coaches in NCCU men's basketball history to lead the Eagles to three straight 20-win seasons. As a credit to the program's recent success, NCCU boasts the best regular-season conference record during the last three seasons at 46-2, a winning percentage of .958.

With the rings of a champion came the accolades as Moton earned MEAC Coach of the Year honors, MEAC Tournament's Most Outstanding Coach award, and was named the BoxtoRow.com HBCU National Coach of the Year, while earning finalist spots in the Hugh Durham National Coach of the Year Award (Top-Mid-Major Coach), and the Top Minority Coach honor, the Ben Jobe National Coach of the Year Award.

The maroon and gray's second season in the MEAC, Moton's fourth, was the coming out party for the program. For the first time at the NCAA Division I level, the Eagles won 20 games finishing the year 22-9, and went 15-1 in conference play to earn the No. 2 seed in the conference tournament. Moton earned national praise by being named a finalist for the Ben Jobe National Coach of the Year Award, and the Hugh Durham National Coach of the Year Award, along with Co-Coach of the Year in the MEAC by CollegeInsider.com.

In his third season in charge of NCCU, Moton took his team to a place not since seen since the 2004-05 season when the Eagles finished with a winning record (17-15) and were seeded fifth in their first MEAC Tournament at the Division I level.

His second year at the helm his squad showed the Eagle Nation how bright the future was as his squad racked up 15 wins and recorded the first non-losing season in nearly six years. He earned NCAA Division I Independent Coach of the Year honors.

He initially returned to his alma mater as assistant men's basketball coach in July 2007.

The Hall-of-Famer joined the NCCU staff after serving as head boys basketball coach at Sanderson High School in his hometown of Raleigh, N.C. During his three-year tenure (2004-07) at Sanderson, Moton led the Spartans to an overall record of 59-25, while winning back-to-back Cap-7 tournament championships in 2006 and 2007.

A 1996 graduate of NCCU with a bachelor's degree in recreation administration, Moton became the school's third all-time leading scorer with 1,714 points during his historic hardwood career as an Eagle from 1992-96, earning the nickname "Poetry 'n Moton."

During his junior and senior seasons, Moton was voted All-CIAA First Team, NCAA Division II

LEVELLE MOTON: THE PLAYER

CAREER HIGHLIGHTS

- Played on three CIAA Southern Division Championships Teams
- Career Record as a player (80-28)
- NCCU's No.3 All-Time Leading Scorer with 1,714 career points
- Ranked in the Top 10 in school history in scoring average (**10th- 16.6 ppg**), assists (**7th- 278**), Field Goals (**8th- 569**), 3-PT Field Goals (**1st- 213**), 3-PT FG% (**2nd- 40.3%**) Free Throw % (**1st- 77.7%**), and Free Throws (**4th, 363**)

1995-96 HIGHLIGHTS

- CIAA Player of the Year
- NCAA Division II All-America Honorable Mention
- NCAA Division II South-Atlantic All-Region First Team
- CIAA All-Tournament Team
- Preseason All-American Honorable Mention
- *Street & Smith's College Basketball*
- No. 2 scorer in the CIAA, averaging 21.3 ppg, also ranked in conference's top 10 in assists, FT %, and 3-Pt FG %
- Team CIAA Southern Division Champions, advanced to the NCAA South Atlantic Regional Tournament, finished 20-7 overall

1994-95 HIGHLIGHTS

- NCAA Division II All-America Honorable Mention
- NCAA Division II South-Atlantic All-Region First Team
- CIAA All-Tournament Team
- Division II College Sports All-Star
- No. 1 scorer in the CIAA and No. 16 in NCAA Division II with 23.5 ppg,



Year	G-GS	TOTAL		3-POINT				REBOUNDS							
		FG-FGA	Pct.	FG-FGA	Pct.	FT-FTA	Pct.	Off	Def	Total	Ast	Blk	Stls	Pts	Avg
92-93	27-0	39-84	.464	8-30	.267	27-39	.692	18	11	29	19	1	15	113	4.2
93-94	23-19	144-265	.543	42-110	.382	86-108	.796	26	34	60	74	7	31	416	18.1
94-95	26-26	195-390	.500	87-196	.444	134-167	.802	27	51	78	92	7	31	611	23.5
95-96	27-27	191-420	.455	76-193	.394	116-153	.758	40	72	112	93	16	33	574	21.3
Total	103-72	569-1159	.491	213-529	.403	363-467	.777	111	168	279	278	31	110	1714	16.6

2016-17 OVERALL STATS

RECORD:	OVERALL	HOME	AWAY	NEUTRAL
ALL GAMES	21-6	10-1	11-5	0-0
CONFERENCE	12-1	5-1	7-0	0-0
NON-CONFERENCE	9-5	5-0	4-5	0-0

#	Player	gp-gs	min	avg	Total		3-Point		F-Throw		Rebounds				pf	dq	a	to	blk	stl	pts	avg
					fg-fga	fg%	3fg-fga	3fg%	ft-fa	ft%	off	def	tot	avg								
11	COLE, Patrick	26-25	905	34.8	160-401	.399	54-150	.360	145-191	.759	28	154	182	7.0	68	0	146	102	6	22	519	20.0
10	GRAF, Dajuan	27-27	941	34.9	146-288	.507	28-64	.438	74-97	.763	16	84	100	3.7	56	2	135	81	1	29	394	14.6
03	MADISON, Rashaun	27-27	795	29.4	91-244	.373	73-212	.344	12-20	.600	7	50	57	2.1	55	0	20	21	0	28	267	9.9
25	BENTON, Kyle	17-11	508	29.9	58-88	.659	0-0	.000	32-63	.508	52	80	132	7.8	43	1	8	17	18	17	148	8.7
05	DICKERSON, Delvin	27-27	537	19.9	81-149	.544	13-40	.325	36-62	.581	35	85	120	4.4	65	2	11	25	13	17	211	7.8
13	RIVAS, Pablo	27-0	498	18.4	72-115	.626	11-22	.500	23-32	.719	38	81	119	4.4	68	1	6	19	22	11	178	6.6
33	TRAPPS, Ron	27-2	475	17.6	52-152	.342	29-97	.299	18-24	.750	16	55	71	2.6	37	0	18	18	2	16	151	5.6
42	RANSOM, Will	25-15	476	19.0	40-66	.606	0-0	.000	3-13	.231	51	67	118	4.7	68	4	2	26	26	13	83	3.3
01	WIGGINS, C.J.	20-0	142	7.1	12-36	.333	2-8	.250	15-21	.714	3	8	11	0.6	12	0	21	11	0	5	41	2.1
21	McALLISTER, Marius	5-0	37	7.4	4-6	.667	0-1	.000	2-3	.667	4	4	8	1.6	5	0	2	2	0	1	10	2.0
34	WOLFE, Michael	14-1	53	3.8	6-12	.500	2-7	.286	4-6	.667	2	7	9	0.6	11	0	0	2	1	1	18	1.3
00	HARNEY, Raekwon	4-0	18	4.5	1-6	.167	1-2	.500	0-2	.000	0	0	0	0.0	4	0	3	1	0	1	3	0.8
55	GUERRA, John	8-0	15	1.9	0-0	.000	0-0	.000	3-4	.750	2	1	3	0.4	2	0	1	1	0	0	3	0.4
Team											41	55	96		1			11				
Total.....		27	5400		723-1563	.463	213-603	.353	367-538	.682	295	731	1026	38.0	495	10	373	337	89	161	2026	75.0
Opponents.....		27	5400		626-1596	.392	171-574	.298	296-475	.623	338	637	975	36.1	486	-	293	375	78	124	1719	63.7

TEAM STATISTICS	NCCUM	OPP	Date	Opponent	Score	Att.
SCORING	2026	1719	11/12/16	at Marshall	L 69-81	5375
Points per game	75.0	63.7	11/14/16	at Ohio State	L 63-69	9787
Scoring margin	+11.4	-	11/16/16	at Western Carolina	W 67-59	1495
FIELD GOALS-ATT	723-1563	626-1596	11/18/16	JACKSON STATE	W 84-75	1979
Field goal pct	.463	.392	11/26/16	at Northern Kentucky	W 82-74	2141
3 POINT FG-ATT	213-603	171-574	11-28-16	at Mizzou	W 62-52	4123
3-point FG pct	.353	.298	12/01/16	SOUTHERN WESLEYAN	W 92-55	1278
3-pt FG made per game	7.9	6.3	12/03/16	at East Carolina	L 56-69	4638
FREE THROWS-ATT	367-538	296-475	12/06/16	LIU BROOKLYN	W 79-56	772
Free throw pct	.682	.623	12/10/16	at Coastal Carolina	L 67-70	1907
F-Throws made per game	13.6	11.0	12/13/16	at LSU	L 66-70	6415
REBOUNDS	1026	975	12/17/16	at McNeese	W 74-66	597
Rebounds per game	38.0	36.1	12/28/16	TRUETT MCCONNELL	W 88-54	674
Rebounding margin	+1.9	-	12/30/16	MONTREAT	W 101-66	773
ASSISTS	373	293	* 01/10/17	DELAWARE STATE	L 68-69	859
Assists per game	13.8	10.9	* 01/11/17	MD. EASTERN SHORE	W 69-52	1052
TURNOVERS	337	375	* 01/14/17	at Norfolk State	W 72-57	2064
Turnovers per game	12.5	13.9	* 01/16/17	at Hampton	W 64-51	4545
Turnover margin	+1.4	-	* 01/23/17	HOWARD	W 74-39	1661
Assist/turnover ratio	1.1	0.8	* 01/28/17	NORTH CAROLINA A&T	W 82-59	3210
STEALS	161	124	* 01/30/17	at Delaware State	W 82-74	943
Steals per game	6.0	4.6	* 2/4/2017	at MORGAN STATE	W 68-62	1103
BLOCKS	89	78	* 02/06/17	at Coppin State	W 86-77	788
Blocks per game	3.3	2.9	* 02/11/17	SOUTH CAROLINA ST.	W 85-62	1639
ATTENDANCE	14883	51634	* 02/13/17	FLORIDA A&M	W 78-73	986
Home games-Avg/Game	11-1353	16-3227	* 02/18/17	at Md. Eastern Shore	W 82-69	4837
Neutral site-Avg/Game	-	0-0	* 02/20/17	at Howard	W 66-59	876

Score by Periods	1st	2nd	Totals
N.C. Central	971	1055	2026
Opponents	772	947	1719

* - Conference game

2016-17 TEAM GAME-BY-GAME STATS

Opponent	Date	Score		Total		3-Pointers		Free throws		Rebounds				pf	a	t/o	blk	stl	pts	avg
				fg-fga	pct	3fg-fga	pct	ft-fa	pct	off	def	tot	avg							
at Marshall	11/12/16	69-81	L	27-66	.409	7-26	.269	8-17	.471	14	26	40	40.0	24	10	13	2	2	69	69.0
at Ohio State	11/14/16	63-69	L	25-51	.490	6-19	.316	7-9	.778	5	27	32	36.0	27	10	20	3	4	63	66.0
at Western Carolina	11/16/16	67-59	W	23-48	.479	5-21	.238	16-24	.667	5	27	32	34.7	19	11	14	3	7	67	66.3
JACKSON STATE	11/18/16	84-75	W	28-47	.596	10-18	.556	18-27	.667	4	26	30	33.5	18	23	12	3	3	84	70.8
at Northern Kentucky	11/26/16	82-74	W	33-65	.508	6-15	.400	10-12	.833	6	34	40	34.8	20	12	7	2	3	82	73.0
at Mizzou	11-28-16	62-52	W	19-52	.365	6-22	.273	18-23	.783	10	36	46	36.7	20	11	13	8	1	62	71.2
SOUTHERN WESLEYAN	12/01/16	92-55	W	34-68	.500	12-25	.480	12-17	.706	13	26	39	37.0	21	23	8	5	7	92	74.1
at East Carolina	12/03/16	56-69	L	21-53	.396	8-27	.296	6-11	.545	7	22	29	36.0	17	11	17	2	11	56	71.9
LIU BROOKLYN	12/06/16	79-56	W	32-57	.561	6-17	.353	9-12	.750	8	23	31	35.4	20	20	15	4	7	79	72.7
at Coastal Carolina	12/10/16	67-70	L	21-62	.339	12-38	.316	13-16	.813	12	19	31	35.0	16	9	9	1	6	67	72.1
at LSU	12/13/16	66-70	L	27-58	.466	7-22	.318	5-11	.455	13	23	36	35.1	17	13	19	6	5	66	71.5
at McNeese	12/17/16	74-66	W	26-66	.394	3-14	.214	19-22	.864	14	27	41	35.6	26	11	15	1	10	74	71.8
TRUETT MCCONNELL	12/28/16	88-54	W	33-68	.485	10-25	.400	12-23	.522	18	35	53	36.9	17	18	13	6	5	88	73.0
MONTREAT	12/30/16	101-66	W	37-79	.468	9-27	.333	18-32	.563	26	30	56	38.3	20	16	9	4	11	101	75.0
DELAWARE STATE	01/10/17	68-69	L	23-60	.383	9-23	.391	13-20	.650	13	28	41	38.5	16	15	17	2	8	68	74.5
MD. EASTERN SHORE	01/11/17	69-52	W	23-56	.411	3-24	.125	20-24	.833	12	25	37	38.4	16	12	12	4	13	69	74.2
at Norfolk State	01/14/17	72-57	W	26-54	.481	11-25	.440	9-21	.429	8	24	32	38.0	15	14	9	4	8	72	74.1
at Hampton	01/16/17	64-51	W	25-55	.455	3-12	.250	11-17	.647	10	26	36	37.9	19	7	11	3	1	64	73.5
HOWARD	01/23/17	74-39	W	26-53	.491	8-19	.421	14-19	.737	12	26	38	37.9	18	11	10	2	5	74	73.5
NORTH CAROLINA A&T	01/28/17	82-59	W	28-60	.467	16-33	.485	10-17	.588	9	26	35	37.8	17	21	11	3	8	82	73.9
at Delaware State	01/30/17	82-74	W	26-55	.473	8-20	.400	22-29	.759	6	28	34	37.6	17	12	9	2	6	82	74.3
at MORGAN STATE	2/4/2017	68-62	W	24-50	.480	6-18	.333	14-18	.778	10	28	38	37.6	14	15	9	3	4	68	74.0
at Coppin State	02/06/17	86-77	W	28-50	.560	9-18	.500	21-29	.724	8	27	35	37.5	18	14	16	2	6	86	74.6
SOUTH CAROLINA ST.	02/11/17	85-62	W	30-57	.526	7-21	.333	18-20	.900	12	25	37	37.5	14	14	11	4	3	85	75.0
FLORIDA A&M	02/13/17	78-73	W	26-60	.433	8-26	.308	18-25	.720	12	32	44	37.7	18	13	13	5	8	78	75.1
at Md. Eastern Shore	02/18/17	82-69	W	27-49	.551	10-24	.417	18-26	.692	10	27	37	37.7	17	15	16	4	5	82	75.4
at Howard	02/20/17	66-59	W	25-64	.391	8-24	.333	8-17	.471	18	28	46	38.0	14	12	9	1	4	66	75.0
N.C. Central		2026		723-1563	.463	213-603	.353	367-538	.682	295	731	1026	38.0	495	373	337	89	161	2026	75.0
Opponents		1719		626-1596	.392	171-574	.298	296-475	.623	338	637	975	36.1	486	293	375	78	124	1719	63.7

Games played: 27

Points/game: 75.0

FG Pct: 46.3

3FG Pct: 35.3

FT Pct: 68.2

Rebounds/game: 38.0

Assists/game: 13.8

Turnovers/game: 12.5

Assist/turnover ratio: 1.1

Steals/game: 6.0

Blocks/game: 3.3

2016-17 POINTS - REBOUNDS - ASSISTS

Opponent	Date	Score	00		01		03		05		10		11		13	
			HARNEY,RAE	WIGGINS,CJ	MADISON,RA	DICKERSON,	GRAF,DAJUA	COLE,PATRI	RIVAS,PABL							
at Marshall	11/12/16	69-81	L	DNP	0-0-0	6-0-0	11-5-2	19-1-6	18-8-0	0-0-0						
at Ohio State	11/14/16	63-69	L	DNP	0-0-0	3-2-0	7-6-0	10-1-3	26-6-6	0-0-0						
at Western Carolina	11/16/16	67-59	w	DNP	0-0-1	4-2-0	2-2-0	12-3-4	20-4-3	18-9-1						
JACKSON STATE	11/18/16	84-75	w	DNP	5-0-1	24-5-0	0-1-0	15-3-11	14-12-10	15-4-0						
at Northern Kentucky	11/26/16	82-74	w	DNP	2-0-1	3-0-0	2-7-0	16-1-3	32-10-8	11-7-0						
at Mizzou	11-28-16	62-52	w	DNP	0-1-1	8-2-0	5-4-0	12-6-3	17-12-7	16-6-0						
SOUTHERN WESLEYAN	12/01/16	92-55	w	0-0-2	6-2-7	14-2-1	5-5-0	1-2-3	21-6-6	19-5-1						
at East Carolina	12/03/16	56-69	L	DNP	0-0-1	11-1-0	4-2-0	11-3-4	16-6-5	7-5-0						
LIU BROOKLYN	12/06/16	79-56	w	0-0-0	0-1-3	9-3-0	23-5-0	14-2-3	18-5-13	9-7-0						
at Coastal Carolina	12/10/16	67-70	L	DNP	0-0-0	18-3-0	2-5-0	11-2-2	28-7-5	4-2-0						
at LSU	12/13/16	66-70	L	DNP	DNP	6-0-0	9-1-0	18-4-3	19-10-9	4-3-0						
at McNeese	12/17/16	74-66	w	DNP	6-2-0	5-3-2	9-10-1	12-1-6	21-5-2	4-4-0						
TRUETT MCCONNELL	12/28/16	88-54	w	0-0-0	3-3-3	19-2-2	4-6-1	26-3-7	DNP	7-10-0						
MONTREAT	12/30/16	101-66	w	3-0-1	12-1-0	16-4-2	4-4-0	22-7-5	1-4-3	6-6-1						
DELAWARE STATE	01/10/17	68-69	L	DNP	DNP	22-2-1	0-0-0	12-4-8	16-5-6	2-5-0						
MD. EASTERN SHORE	01/11/17	69-52	w	DNP	DNP	5-2-1	11-2-0	25-9-4	14-8-6	5-5-1						
at Norfolk State	01/14/17	72-57	w	DNP	3-0-0	18-4-1	0-0-2	14-3-3	19-5-6	7-5-1						
at Hampton	01/16/17	64-51	w	DNP	0-0-0	8-2-1	5-6-0	17-8-3	13-5-3	6-7-0						
HOWARD	01/23/17	74-39	w	DNP	0-1-1	0-1-0	17-2-1	15-3-4	24-7-5	0-3-0						
NORTH CAROLINA A&T	01/28/17	82-59	w	DNP	0-0-1	12-0-0	8-6-0	11-2-10	27-6-7	12-7-1						
at Delaware State	01/30/17	82-74	w	DNP	2-0-0	10-5-2	7-2-1	12-5-6	28-3-1	4-4-0						
at MORGAN STATE	2/4/2017	68-62	w	DNP	DNP	6-2-1	11-7-1	5-3-6	17-7-7	4-0-0						
at Coppin State	02/06/17	86-77	w	DNP	DNP	0-2-1	5-7-1	25-6-6	27-8-6	2-0-0						
SOUTH CAROLINA ST.	02/11/17	85-62	w	DNP	2-0-0	3-3-1	20-8-1	11-2-4	27-6-8	5-7-0						
FLORIDA A&M	02/13/17	78-73	w	DNP	0-0-1	8-1-1	15-6-0	16-4-4	22-6-7	0-2-0						
at Md. Eastern Shore	02/18/17	82-69	w	DNP	DNP	18-2-1	15-4-0	15-5-6	17-10-6	5-4-0						
at Howard	02/20/17	66-59	w	DNP	DNP	11-2-2	10-7-0	17-7-8	17-11-1	6-2-0						

Opponent	Date	Score	21		25		33		34		42		55	
			MCALLISTER	BENTON,KYL	TRAPPS,RON	WOLFE,MICH	RANSOM,WIL	GUERRA,JOH						
at Marshall	11/12/16	69-81	L	DNP	4-8-1	11-10-1	0-0-0	0-4-0	DNP					
at Ohio State	11/14/16	63-69	L	DNP	5-7-1	12-7-0	0-0-0	0-2-0	DNP					
at Western Carolina	11/16/16	67-59	w	DNP	11-8-2	0-2-0	DNP	0-0-0	DNP					
JACKSON STATE	11/18/16	84-75	w	DNP	DNP	0-1-0	0-0-0	11-3-1	0-0-0					
at Northern Kentucky	11/26/16	82-74	w	DNP	DNP	8-8-0	DNP	8-3-0	DNP					
at Mizzou	11-28-16	62-52	w	DNP	DNP	3-0-0	1-1-0	0-10-0	DNP					
SOUTHERN WESLEYAN	12/01/16	92-55	w	DNP	DNP	11-2-3	9-3-0	6-12-0	0-0-0					
at East Carolina	12/03/16	56-69	L	DNP	DNP	3-0-0	2-1-0	2-8-1	DNP					
LIU BROOKLYN	12/06/16	79-56	w	DNP	DNP	2-3-1	0-0-0	2-2-0	2-1-0					
at Coastal Carolina	12/10/16	67-70	L	DNP	DNP	4-1-2	DNP	0-7-0	DNP					
at LSU	12/13/16	66-70	L	DNP	DNP	0-3-1	0-1-0	10-8-0	DNP					
at McNeese	12/17/16	74-66	w	2-4-0	DNP	7-3-0	2-0-0	6-6-0	DNP					
TRUETT MCCONNELL	12/28/16	88-54	w	6-3-2	DNP	16-7-3	0-1-0	7-14-0	0-0-0					
MONTREAT	12/30/16	101-66	w	DNP	10-11-3	14-2-0	3-1-0	9-8-0	1-2-1					
DELAWARE STATE	01/10/17	68-69	L	DNP	14-13-0	0-2-0	DNP	2-5-0	DNP					
MD. EASTERN SHORE	01/11/17	69-52	w	0-1-0	3-4-0	2-1-0	DNP	4-2-0	DNP					
at Norfolk State	01/14/17	72-57	w	DNP	9-12-0	2-0-1	DNP	DNP	DNP					
at Hampton	01/16/17	64-51	w	DNP	12-6-0	3-1-0	DNP	DNP	DNP					
HOWARD	01/23/17	74-39	w	2-0-0	8-10-0	5-2-0	1-0-0	2-4-0	0-0-0					
NORTH CAROLINA A&T	01/28/17	82-59	w	0-0-0	9-9-1	3-0-1	0-0-0	0-2-0	0-0-0					
at Delaware State	01/30/17	82-74	w	DNP	12-7-0	5-2-2	DNP	2-1-0	DNP					
at MORGAN STATE	2/4/2017	68-62	w	DNP	17-6-0	4-3-0	DNP	4-1-0	DNP					
at Coppin State	02/06/17	86-77	w	DNP	5-3-0	18-1-0	DNP	4-3-0	DNP					
SOUTH CAROLINA ST.	02/11/17	85-62	w	DNP	12-2-0	5-4-0	0-1-0	0-3-0	0-0-0					
FLORIDA A&M	02/13/17	78-73	w	DNP	8-10-0	7-4-0	DNP	2-7-0	DNP					
at Md. Eastern Shore	02/18/17	82-69	w	DNP	9-7-0	3-2-2	DNP	0-0-0	DNP					
at Howard	02/20/17	66-59	w	DNP	0-9-0	3-0-1	DNP	2-3-0	DNP					

2016-17 GAME-BY-GAME COMPARISON

Opponent	1st	2nd	Score	Mar	Total FG	FG Pct	3-Pointers	3FG Pct	Free Throws	FT Pct	Rebounds	Assist	T/Over	Block	Steal	Fouls
Marshall	32/35	37/46	69-81	(12)	27-66/28-59	.409/.475	7-26/8-26	.269/.308	8-17/17-25	.471/.680	40/41 (1)	10/13	13/13	2/5	2/6	24/17
Ohio State	29/31	34/38	63-69	(6)	25-51/26-56	.490/.464	6-19/6-21	.316/.286	7-9/11-23	.778/.478	32/32 -	10/14	20/13	3/1	4/4	27/16
Western Carolina	28/28	39/31	67-59	+8	23-48/22-58	.479/.379	5-21/5-25	.238/.200	16-24/10-14	.667/.714	32/33 (1)	11/11	14/15	3/1	7/4	19/19
JACKSON STATE	37/34	47/41	84-75	+9	28-47/30-61	.596/.492	10-18/8-20	.556/.400	18-27/7-20	.667/.350	30/34 (4)	23/13	12/11	3/2	3/2	18/25
Northern Kentucky	42/29	40/45	82-74	+8	33-65/26-63	.508/.413	6-15/12-32	.400/.375	10-12/10-21	.833/.476	40/40 -	12/14	7/8	2/5	3/6	20/17
Mizzou	24/20	38/32	62-52	+10	19-52/17-68	.365/.250	6-22/7-27	.273/.259	18-23/11-20	.783/.550	46/43 +3	11/8	13/6	8/4	1/4	20/21
SOUTHERN WESLEYAN	46/27	46/28	92-55	+37	34-68/17-57	.500/.298	12-25/5-19	.480/.263	12-17/16-21	.706/.762	39/40 (1)	23/13	8/19	5/5	7/3	21/15
East Carolina	26/36	30/33	56-69	(13)	21-53/28-60	.396/.467	8-27/8-18	.296/.444	6-11/5-15	.545/.333	29/43 (14)	11/16	17/16	2/3	11/7	17/15
LIU BROOKLYN	39/24	40/32	79-56	+23	32-57/17-51	.561/.333	6-17/1-13	.353/.077	9-12/21-29	.750/.724	31/33 (2)	20/2	15/19	4/4	7/7	20/17
Coastal Carolina	32/38	35/32	67-70	(3)	21-62/27-61	.339/.443	12-38/8-23	.316/.348	13-16/8-10	.813/.800	31/46 (15)	9/15	9/15	1/0	6/5	16/14
LSU	43/36	23/34	66-70	(4)	27-58/29-65	.466/.446	7-22/7-21	.318/.333	5-11/5-11	.455/.455	36/40 (4)	13/13	19/18	6/4	5/8	17/13
McNeese	35/36	39/30	74-66	+8	26-66/24-57	.394/.421	3-14/4-15	.214/.267	19-22/14-21	.864/.667	41/38 +3	11/13	15/20	1/2	10/3	26/18
TRUETT MCCONNELL	42/20	46/34	88-54	+34	33-68/17-62	.485/.274	10-25/8-29	.400/.276	12-23/12-19	.522/.632	53/37 +16	18/8	13/15	6/2	5/4	17/19
MONTREAT	44/23	57/43	101-66	+35	37-79/21-59	.468/.356	9-27/7-25	.333/.280	18-32/17-23	.563/.739	56/36 +20	16/12	9/21	4/5	11/1	20/23
DELAWARE STATE	33/34	35/35	68-69	(1)	23-60/23-58	.383/.397	9-23/10-23	.391/.435	13-20/13-20	.650/.650	41/37 +4	15/11	17/17	2/0	8/7	16/19
MD. EASTERN SHORE	34/25	35/27	69-52	+17	23-56/19-53	.411/.358	3-24/5-21	.125/.238	20-24/9-11	.833/.818	37/33 +4	12/9	12/18	4/1	13/6	16/18
Norfolk State	33/27	39/30	72-57	+15	26-54/25-55	.481/.455	11-25/3-16	.440/.188	9-21/4-7	.429/.571	32/30 +2	14/11	9/14	4/5	8/3	15/18
Hampton	28/28	36/23	64-51	+13	25-55/17-48	.455/.354	3-12/4-19	.250/.211	11-17/13-20	.647/.650	36/29 +7	7/9	11/12	3/2	1/4	19/18
HOWARD	51/19	23/20	74-39	+35	26-53/15-53	.491/.283	8-19/1-16	.421/.063	14-19/8-14	.737/.571	38/35 +3	11/4	10/16	2/3	5/6	18/19
NORTH CAROLINA A&T	39/29	43/30	82-59	+23	28-60/22-53	.467/.415	16-33/7-14	.485/.500	10-17/8-16	.588/.500	35/34 +1	21/13	11/19	3/1	8/3	17/17
Delaware State	38/21	44/53	82-74	+8	26-55/25-61	.473/.410	8-20/11-26	.400/.423	22-29/13-16	.759/.813	34/38 (4)	12/10	9/11	2/6	6/0	17/24
MORGAN STATE	31/23	37/39	68-62	+6	24-50/24-63	.480/.381	6-18/7-21	.333/.333	14-18/7-15	.778/.467	38/35 +3	15/11	9/9	3/2	4/4	14/14
Coppin State	42/27	44/50	86-77	+9	28-50/25-64	.560/.391	9-18/10-30	.500/.333	21-29/17-23	.724/.739	35/33 +2	14/12	16/11	2/3	6/6	18/20
SOUTH CAROLINA ST.	40/25	45/37	85-62	+23	30-57/25-57	.526/.439	7-21/5-16	.333/.313	18-20/7-11	.900/.636	37/24 +13	14/10	11/10	4/1	3/4	14/18
FLORIDA A&M	31/33	47/40	78-73	+5	26-60/28-63	.433/.444	8-26/6-11	.308/.545	18-25/11-20	.720/.550	44/37 +7	13/11	13/11	5/4	8/7	18/17
Md. Eastern Shore	33/35	49/34	82-69	+13	27-49/27-64	.551/.422	10-24/4-24	.417/.167	18-26/11-18	.692/.611	37/32 +5	15/12	16/8	4/2	5/5	17/19
Howard	39/29	27/30	66-59	+7	25-64/22-67	.391/.328	8-24/4-23	.333/.174	8-17/11-12	.471/.917	46/42 +4	12/5	9/10	1/5	4/5	14/16

Note: Game totals are displayed in the format TEAM/OPPONENT for each category

2016-17 TEAM GAME HIGHS

POINTS	101	MONTREAT (12/30/16)
	92	SOUTHERN WESLEYAN (12/01/16)
	88	TRUETT MCCONNELL (12/28/16)
	86	at Coppin State (02/06/17)
	85	SOUTH CAROLINA ST. (02/11/17)
FIELD GOALS MADE	37	MONTREAT (12/30/16)
	34	SOUTHERN WESLEYAN (12/01/16)
FIELD GOAL ATTEMPTS	79	MONTREAT (12/30/16)
	68	TRUETT MCCONNELL (12/28/16)
	68	SOUTHERN WESLEYAN (12/01/16)
FIELD GOAL PERCENTAGE	.596 (28-47)	JACKSON STATE (11/18/16)
	.561 (32-57)	LIU BROOKLYN (12/06/16)
3 PT FIELD GOALS MADE	16	NORTH CAROLINA A&T (01/28/17)
	12	at Coastal Carolina (12/10/16)
	12	SOUTHERN WESLEYAN (12/01/16)
3 PT FG ATTEMPTS	38	at Coastal Carolina (12/10/16)
	33	NORTH CAROLINA A&T (01/28/17)
3 PT FG PERCENTAGE	.556 (10-18)	JACKSON STATE (11/18/16)
	.500 (9-18)	at Coppin State (02/06/17)
FREE THROWS MADE	22	at Delaware State (01/30/17)
	21	at Coppin State (02/06/17)
FREE THROW ATTEMPTS	32	MONTREAT (12/30/16)
	29	at Coppin State (02/06/17)
	29	at Delaware State (01/30/17)
FREE THROW PERCENTAGE	.900 (18-20)	SOUTH CAROLINA ST. (02/11/17)
	.864 (19-22)	at McNeese (12/17/16)
REBOUNDS	56	MONTREAT (12/30/16)
	53	TRUETT MCCONNELL (12/28/16)
ASSISTS	23	SOUTHERN WESLEYAN (12/01/16)
	23	JACKSON STATE (11/18/16)
STEALS	13	MD. EASTERN SHORE (01/11/17)
	11	MONTREAT (12/30/16)
	11	at East Carolina (12/03/16)
BLOCKED SHOTS	8	at Mizzou (11-28-16)
	6	TRUETT MCCONNELL (12/28/16)
	6	at LSU (12/13/16)
TURNOVERS	20	at Ohio State (11/14/16)
	19	at LSU (12/13/16)
FOULS	27	at Ohio State (11/14/16)
	26	at McNeese (12/17/16)

2015-16 NCCU MEN'S BASKETBALL RADIO/TV CHART



#0 - RAEKWON HARNEY
 6-0 R-Jr. G
 Winston-Salem, N.C.



#1 - C.J. WIGGINS
 5-11 So. G
 Richmond, Va.



#3 - RASHAUN MADISON
 6-0 R-Sr. G
 Norfolk, Va.



#5 - DEL'VIN DICKERSON
 6-5 R-Sr. F
 Houston, Texas



#10 - DAJUAN GRAF
 6-0 R-Sr. G
 Charlotte, N.C.




#11 - PATRICK COLE
 6-5 R-Sr. G
 Newark, N.J.




#12 - ALEX MILLS
 6-1 Jr. G
 Laurens, S.C.



#13 - PABLO RIVAS
 6-6 Jr. F
 Phoenix, Ariz.



#21 - MARIUS McALLISTER
 6-4 R-Jr. F
 Durham, N.C.



#25 - KYLE BENTON
 6-7 Sr. F
 Long Beach, Calif.



#33 - RON TRAPPS
 6-4 Sr. G
 Lancaster, S.C.



#34 - MICHAEL WOLFE
 6-8 Jr. F
 Germantown, Md.



#42 - WILL RANSOM
 6-8 R-Sr. F
 Fort Worth, Texas



#55 - JOHN GUERRA
 6-2 So. G
 Cary, N.C.

NUMERICAL ROSTER

0	Raekwon Harney
1	C.J. Wiggins
3	Rashaun Madison
5	Del'vin Dickerson
10	Dajuan Graf
11	Patrick Cole
12	Alex Mills
13	Pablo Rivas
21	Marius McAllister
25	Kyle Benton
33	Ron Trapps
34	Michael Wolfe
42	Will Ransom
55	John Guerra

ALPHABETICAL ROSTER

25	BENTON, Kyle
11	COLE, Patrick
5	DICKERSON, Del'vin
10	GRAF, Dajuan
55	GUERRA, John
0	HARNEY, Raekwon
3	MADISON, Rashaun
21	McALLISTER, Marius
12	MILLS, Alex
42	RANSOM, Will
13	RIVAS, Pablo
33	TRAPPS, Ron
1	WIGGINS, C.J.
34	WOLFE, Michael



LEVELLE MOTON
 Head Coach
 8th Season



LUKE D'ALESSIO
 Assistant Coach
 1st Season



REGGIE SHARP
 Assistant Coach
 1st Season



ERIC WILSON
 Assistant Coach
 2nd Season